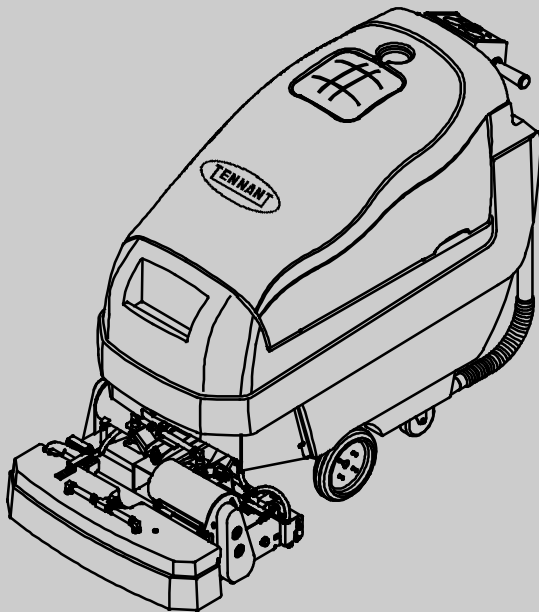
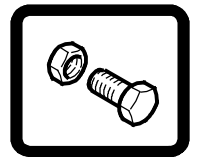




1610

Parts Manual



READY SPACE[®]
More than clean, it's ReadySpace.[®]

TennantTrue[®] Parts



To view, print or download
the latest manual, visit:

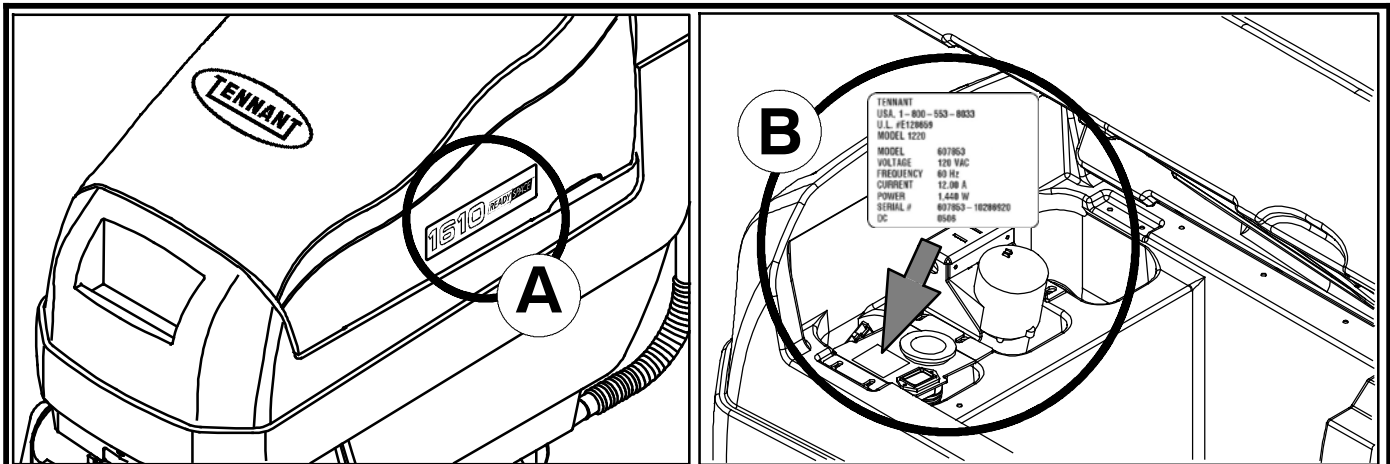
www.tennantco.com/manuals



www.tennantco.com

1026170
Rev. 06 (09-2012)





Ref	Part No.	Serial Number	Description	Qty.
1	82681	(000000 -)	Bracket W/dt, Lpg Mount	1
2	63810	(000000 -)	Latch Assy, Lpg Tank Mtg, W/Nut	4
3	51839	(000000 -)	Nut Adjustable, Lpg Tank Mtg	2
4	49263	(000000 -)	Tie, Cable	3
5	82556	(000000 - 001039)	Bracket, Vaporizer	1
6	54930	(000000 -)	Vaporizer, LPG	1

HOW TO ORDER PARTS - See diagram above

Only use TENNANT Company supplied or equivalent parts. Parts and supplies may be ordered online, by phone, by fax or by mail.

Follow the steps below to ensure prompt delivery.

1. **(A)** Identify the machine model.
2. **(B)** Identify the machine serial number from the data label.
3. **(C)** Ensure the proper serial number is used from the parts list.
4. Identify the part number and quantity.
Do not order by page or reference numbers.
5. Provide your name, company name, customer ID number, billing and shipping address, phone number and purchase order number.
6. Provide detail shipping instructions.

(D) ▽ - identifies an assembly
▲ - identifies parts included in assembly

EN

Please fill out at time of installation for future reference.

Model No. - _____

Serial No. - _____

Machine Options - _____

Sales Rep. - _____

Sales Rep. phone no. - _____

Customer ID Number - _____

Installation Date - _____

Tennant N.V.
 Industrielaan 6 5405 AB
 P.O. Box 6 5400 AA Uden-The Netherlands
 europe@tennantco.com
 www.tennantco.com

Specifications and parts are subject to change without notice.

Copyright © 2005 - 2012 TENNANT Company, Printed in The Netherlands. All Rights reserved.

BG	<p>КАК ДА ПОРЪЧВАМЕ ЧАСТИ - Вижте схемата по-горе</p> <p>Използвайте само части, доставени от TENNANT или техни еквиваленти. Частите и доставките могат да се поръчат онлайн, по телефон, факс или по пощата.</p> <p>Следвайте долупосочените стъпки, за да си осигурите бърза и точна доставка.</p> <ol style="list-style-type: none"> (A) Посочете модела на машината. (B) Посочете серийния номер на машината от табелката с техническите данни. (C) Уверете се, че сте използвали точния серийен номер от списъка с части. Посочва номера на частта и количеството. Не поръчвайте части според страницата или референтните номера. Посочете своето име, наименованието на фирмата, клиентския номер, адреса за получаване на сметката и доставката, тел.номер и номера на поръчката. Посочете подробни инструкции за доставката. <hr/> <p>(D) ▽ - посочва начин на монтаж ▲ - посочва частите, включени в монтажа</p>	<p>Моля, попълнете по време на монтажа за бъдеща справка.</p> <p>Модел Э - _____</p> <p>Серийен Э - _____</p> <p>Опции на машината - _____</p> <p>Търговски представител - _____</p> <p>Тел. Э на търг. представител - _____</p> <p>Клиентски Э - _____</p> <p>Дата на монтаж - _____</p>
-----------	--	--

CN	<p>如何订购部件 - 参见下表</p> <p>仅使用 TENNANT 公司提供的或同等部件。部件和供应可以在线订购，通过电话、传真或邮件订购。</p> <p>请遵循下面的步骤确保及时交付。</p> <ol style="list-style-type: none"> (A) 确定机器型号。 (B) 从数据标签确定机器序列号。 (C) 确保使用部件列表中的正确序列号。 确定部件号和数量。 不要按页面或参考编号订购。 提供您的姓名、公司名称、客户 ID 号、付帐和送货地址、电话号码和采购单编号。 提供详细的送货说明。 <hr/> <p>(D) ▽ - 确定组件 ▲ - 确定组件中包含的组件</p>	<p>请在安装时填写供未来参考。</p> <p>型号 - _____</p> <p>序列号 - _____</p> <p>机器选项 - _____</p> <p>销售代表 - _____</p> <p>销售代表电话号码 - _____</p> <p>客户 ID 编号 - _____</p> <p>安装日期 - _____</p>
-----------	--	--

CZ	<p>OBJEDNÁVÁNÍ DÍLŮ - Viz schéma výše.</p> <p>Pouívejte pouze díly dodané společností TENNANT Company nebo jim odpovídající. Díly a materiál lze objednat online, telefonem, faxem nebo poštou.</p> <p>Aby bylo zajištěno rychlé dodání, postupujte podle kroků uvedených ní e.</p> <ol style="list-style-type: none"> (A) Zjistěte model stroje. (B) Zjistěte sériové číslo stroje z výrobního štítku. (C) Pouíjte správné sériové číslo ze seznamu dílů. Určete číslo a mno ství dílů. Neobjednávejte podle stran nebo referenčních čísel. Uvedte jméno, název společnosti, číslo ID zákazníka, fakturační a dodací adresu, telefonní číslo a číslo objednávky. Uvedte podrobné pokyny pro dodání. <hr/> <p>(D) ▽ - označuje sestavu ▲ - označuje díly v sestavě</p>	<p>Vyplňte během sestavování pro budoucí potřebu.</p> <p>Číslo modelu - _____</p> <p>Sériové číslo - _____</p> <p>Doplňky zařízení - _____</p> <p>Obchodní zástupce - _____</p> <p>Tel. č. obchodního zástupce - _____</p> <p>Číslo ID zákazníka - _____</p> <p>Datum instalace - _____</p>
-----------	---	--

DE	<p>BESTELLEN VON ERSATZTEILEN - Siehe oben stehendes Diagramm.</p> <p>Verwenden Sie nur von TENNANT gelieferte oder gleichwertige Ersatzteile. Ersatz- und Verschleißteile können online, telefonisch, per Fax oder per E-Mail bestellt werden.</p> <p>Befolgen Sie für eine umgehende Lieferung die folgenden Schritte.</p> <ol style="list-style-type: none"> (A) Geben Sie das Modell der Maschine an. (B) Geben Sie die Seriennummer der Maschine an (auf dem Datenaufkleber). (C) Achten Sie darauf, dass die richtigen Seriennummer aus der Ersatzteilliste verwendet wird. Geben Sie die Ersatzteilnummer und die Menge an. Bestellen Sie nicht nach Seitenzahl oder Referenznummern. Geben Sie Ihren Namen, den Firmennamen, die Kundennummer, die Rechnungs- und Lieferadresse, die Telefonnummer und die Einkaufsauftragsnummer an. Erteilen Sie genaue Versandanweisungen. <hr/> <p>(D) ▽ - steht für eine Einheit ▲ - steht für Einzelteile einer Einheit</p>	<p>Bitte bei der Inbetriebnahme als Referenzangabe ausfüllen.</p> <p>Modellnr. - _____</p> <p>Seriennr. - _____</p> <p>Maschinenoptionen - _____</p> <p>Verkäufer - _____</p> <p>Telefonnummer des Verkäufers - _____</p> <p>Kundennummer - _____</p> <p>Installationsdatum - _____</p>
-----------	--	--

DK	<p>BESTILLING AF RESERVEDELE - Se ovenstående tabel.</p> <p>Brug kun reservedele, der er fremstillet af TENNANT, eller dele af tilsvarende kvalitet. Reservedele og tilbehør kan bestilles online, pr. telefon, pr. fax eller pr. brev.</p> <p>Følg nedenstående trin for at sikre hurtig levering.</p> <ol style="list-style-type: none"> 1. (A) Identificér maskinmodellen. 2. (B) Identificér maskinens serienummer på datamærkatet. 3. (C) Kontrollér, at det rigtige serienummer bruges i reservedelslisten. 4. Identificér reservedelsnummeret og antallet. Bestil ikke efter side- eller referencenumre. 5. Angiv dit navn, firmanavn, kunde-id-nummer, faktureringsadresse og leveringsadresse, telefonnummer og indkøbsordrenummer. 6. Angiv detaljerede instruktioner til forsendelse. <hr/> <p>(D) ▽ - identificerer en enhed ▲ - identificerer reservedele i en enhed</p>	<p>Udfyld venligst på installationstidspunktet til fremtidig brug.</p> <p>Modelnr. - _____</p> <p>Seriernr. - _____</p> <p>Maskineks-traudstyr - _____</p> <p>Salgskonsulent. - _____</p> <p>Salgskonsulentens tif. - _____</p> <p>Kunde-id-nr. - _____</p> <p>Installationsdato - _____</p>
-----------	--	---

EE	<p>KUIDAS VARUOSI TELLIDA – vaadake alltoodud joonist</p> <p>Kasutage ainult TENNANT Company poolt tarnitud või samaväärseid varuosid. Varuosid ja tarvikuid saab tellida Interneti, telefoni, faksi või posti teel.</p> <p>Kiire kohaletoimetamise tagamiseks järgige alltoodud juhiseid.</p> <ol style="list-style-type: none"> 1. (A) Märkige masina mudel. 2. (B) Märkige andmesildil olev masina seerianumber. 3. (C) Veenduge, et olete valinud varuosade loendist õige seerianumbri. 4. Märkige varuosa number ja kogus. Ärge tellige lehekülje- või viitenumbri alusel. 5. Märkige oma nimi, ettevõtte nimi, kliendinumbr ja arveldus- ja saatmisadress, telefoninumber ja ostutellimuse number. 6. Lisage täpsed saatmisjuhised. <hr/> <p>(D) ▽ – tähistab komplekti ▲ – tähistab komplektis olevaid osi</p>	<p>Palun täitke paigaldamise ajal edaspidiseks viitamiseks.</p> <p>Mudelid number - _____</p> <p>Seerianumber - _____</p> <p>Masina lisavarustus - _____</p> <p>Müügiesindus - _____</p> <p>Müügiesinduse telefoninumber - _____</p> <p>Kliendinumber - _____</p> <p>Paigaldamise kuupäev - _____</p>
-----------	--	--

ES	<p>CÓMO SOLICITAR PIEZAS - Consulte el diagrama anterior.</p> <p>Utilice sólo las piezas suministradas por TENNANT Company o piezas equivalentes. Puede solicitar las piezas a través de internet, por teléfono, por fax o por correo.</p> <p>Siga los siguientes pasos para que la entrega sea rápida.</p> <ol style="list-style-type: none"> 1. (A) Indique el modelo de máquina. 2. (B) Indique el número de serie de la etiqueta de datos. 3. (C) Asegúrese de que indica el número de serie correcto de la lista de piezas. 4. Indique la cantidad y el número de la pieza. No realice el pedido indicando el número de página o el de referencia. 5. Incluya su nombre, el nombre de la empresa, el ID de cliente, las direcciones de envío y facturación, el número de teléfono y el número del pedido de compra. 6. Facilite instrucciones de envío. <hr/> <p>(D) ▽ - identifica un conjunto ▲ - identifica piezas de un conjunto</p>	<p>Rellene estos datos cuando realice la instalación para utilizarlos como referencia en el futuro.</p> <p>Nº modelo - _____</p> <p>Nº serie - _____</p> <p>Opciones de la máquina - _____</p> <p>Vendedor - _____</p> <p>Nº teléfono vendedor - _____</p> <p>Nº cliente - _____</p> <p>Fecha de instalación - _____</p>
-----------	--	---

FI	<p>KUINKA VARAOSIA TILATAAN - katso kuvaa yllä.</p> <p>Käytä ainoastaan TENNANTIN toimittamia tai niitä vastaavia varaosia. Voit tilata varaosia ja tarvikkeita internetistä, puhelimitse, faksilla tai sähköpostilla.</p> <p>Noudata seuraavia ohjeita täsmällisen toimituksen varmistamiseksi.</p> <ol style="list-style-type: none"> 1. (A) Katso koneen malli. 2. (B) Katso koneen sarjanumero sen tunnustarrasta. 3. (C) Varmista, että osaluettelosta, että käytät oikeaa sarjanumeroa. 4. Katso osanumero ja kappalemäärä. Älä tilaa ilmoittamalla sivu- tai viitenumeroita. 5. Ilmoita nimesi, yrityksesi nimi, asiakasnumero, laskutus- ja toimitusosoite, puhelinnumero ja ostotilauksen numero. 6. Ilmoita yksityiskohtaiset toimitusosoitteet. <hr/> <p>(D) ▽ - tarkoittaa kokoonpanoa ▲ - tarkoittaa kokoonpanoon sisältyviä osia</p>	<p>Ole hyvä ja täytä ottaessasi koneen käyttöön myöhempiä tarpeita varten.</p> <p>Mallinnumero - _____</p> <p>Sarjanumero - _____</p> <p>Koneen lisävarusteet - _____</p> <p>Myyntiedustaja - _____</p> <p>Myyntiedustajan puhelinnumero - _____</p> <p>Asiakasnumero - _____</p> <p>Asennuspäivä - _____</p>
-----------	---	--

FR	<p>COMMENT COMMANDER DES PIÈCES DÉTACHÉES - Voir le schéma ci-dessus.</p> <p>Utilisez uniquement des pièces fournies par la société TENNANT ou équivalentes. Les pièces et fournitures peuvent être commandées en ligne, par téléphone, fax, ou par courrier.</p> <p>Suivez les étapes ci-dessous pour assurer une livraison rapide.</p> <ol style="list-style-type: none"> (A) Identifiez le modèle de la machine. (B) Identifiez le numéro de série de la machine, à partir de l'étiquette signalétique. (C) Assurez-vous que le numéro de série correct est utilisé à partir de la liste de pièces détachées. Identifiez le numéro de pièce et la quantité. Ne commandez pas par page ou numéros de référence. Fournissez votre nom, le nom de votre société, votre numéro d'identification de client, l'adresse de facturation et d'expédition, le numéro de téléphone et le numéro du bon de commande. Fournissez des instructions d'expédition détaillées. <hr/> <p>(D) ▽ - identifie un assemblage ▲ - identifie les pièces composant l'assemblage</p>	<p>A remplir au moment de l'installation à titre de référence.</p> <p>N° du modèle - _____</p> <p>N° de série - _____</p> <p>Options de la machine - _____</p> <p>Agent commercial - _____</p> <p>N° tél. de l'agent commercial - _____</p> <p>Numéro d'identification client - _____</p> <p>Date d'installation - _____</p>
-----------	--	---

GR	<p>ΤΡΟΠΟΣ ΠΑΡΑΓΓΕΛΙΑΣ ΑΝΤΑΛΛΑΚΤΙΚΩΝ - Βλ. παραπάνω διάγραμμα.</p> <p>Χρησιμοποιήστε μόνο ανταλλακτικά παρεχόμενα από την TENNANT Company ή ισοδύναμα. Τα ανταλλακτικά και αναλώσιμα μπορούν να παραγγελθούν online, τηλεφωνικά, με φαξ ή ταχυδρομικά.</p> <p>Ακολουθήστε τα παρακάτω βήματα για να εξασφαλίσετε την έγκαιρη αποστολή τους.</p> <ol style="list-style-type: none"> (A) Βρείτε το μοντέλο μηχανήματος. (B) Βρείτε τον αριθμό σειράς του μηχανήματος από την ετικέτα στοιχείων. (C) Βεβαιωθείτε ότι χρησιμοποιείται ο σωστός αριθμός σειράς από τον κατάλογο ανταλλακτικών. Βρείτε κωδικό ανταλλακτικού και ποσότητα. Μην παραγγέλνετε βάσει σελίδας ή αριθμών αναφοράς. Δώστε το όνομα σας, όνομα εταιρείας, ID (κωδικό) πελάτη, διεύθυνση τιμολόγησης και αποστολής, αριθμό τηλεφώνου και αριθμό εντολής προμήθειας. Δώστε λεπτομερείς πληροφορίες αποστολής. <hr/> <p>(D) ▽ - υποδηλώνει υποσύστημα ▲ - υποδηλώνει τα μέρη που περιλαμβάνονται στο υποσύστημα</p>	<p>Παρακαλούμε συμπληρώστε κατά την ώρα της εγκατάστασης για μελλοντική αναφορά.</p> <p>Αρ. Μοντέλου - _____</p> <p>Αρ. σειράς - _____</p> <p>Επιλογές Μηχανήματος - _____</p> <p>Εκπ. πωλήσεων - _____</p> <p>Τηλ. εκπροσώπου πωλήσεων - _____</p> <p>Αριθμός πελάτη - _____</p> <p>Ημερομηνία εγκατάστασης - _____</p>
-----------	--	---

HU	<p>HOGYAN RENDELJÜNK ALKATRÉSZEKET - Lásd: fenti diagramm.</p> <p>Kizárólag TENNANT vagy azzal egyenértékű cserealkatrészeket használjon. Az alkatrészeket és anyagokat meg lehet rendelni az Interneten keresztül, vagy telefonon, faxon és e-mailben.</p> <p>A pontos szállítás érdekében kövesse az alábbi lépéseket.</p> <ol style="list-style-type: none"> (A) Adja meg a gép típusát. (B) Az adatcímke alapján adja meg a gép gyártási számát. (C) Ügyeljen arra, hogy a megfelelő gyártási számot válassza ki az alkatrészlistáról. Adja meg a rendelési számot és a mennyiséget. A rendeléshez ne az oldalszámot vagy a hivatkozási számot használja. Adja meg a nevét, a cége nevét, az ügyfélfazonosító számát, a számlázási és szállítási címét, a telefonszámát és a rendelési számot. Adjon részletes szállítási utasításokat. <hr/> <p>(D) ▽ - a jel csomagra utal ▲ - a jel a csomagban található alkatrészekre utal</p>	<p>A későbbi visszakeresések érdekében kérjük, hogy a rovatokat az első üzembehelyezéskor töltsse ki.</p> <p>Típuszám - _____</p> <p>Gyártási szám. - _____</p> <p>A gép felszereltsége - _____</p> <p>Kereskedelmi képviselő - _____</p> <p>Kereskedelmi képviselő telefonszáma - _____</p> <p>Ügyfél azonosító száma - _____</p> <p>Üzembehelyezés dátuma - _____</p>
-----------	--	--

IT	<p>COME ORDINARE LE PARTI - Vedere schema precedente.</p> <p>Utilizzare solo ricambi forniti da TENNANT o equivalenti. Ricambi e forniture possono essere ordinati online, per telefono, via fax o per posta elettronica.</p> <p>Per ottenere una consegna rapida, seguire i passaggi indicati di seguito.</p> <ol style="list-style-type: none"> (A) Identificare il modello della macchina. (B) Identificare il numero di serie della macchina dall'etichetta dei dati. (C) Utilizzare il numero di serie corretto presente nell'elenco delle parti di ricambio. Identificare numero di parte e quantità. Non ordinare per numero di pagina o di riferimento. Fornire nome del contatto, nome della società, numero di ID cliente, indirizzo di fatturazione e di spedizione, numero di telefono e numero di ordine di acquisto. Fornire istruzioni dettagliate per la spedizione. <hr/> <p>(D) ▽ - identifica un gruppo ▲ - identifica parti comprese in un gruppo</p>	<p>Compilare il modulo al momento dell'installazione per poterlo consultare in futuro in caso di necessità.</p> <p>N. Modello - _____</p> <p>N. Serie - _____</p> <p>Opzioni della macchina - _____</p> <p>Venditore - _____</p> <p>Tel. venditore - _____</p> <p>Numero ID cliente - _____</p> <p>Data di installazione - _____</p>
-----------	--	---

JP	<p>パーツの発注方法 ? 上記の図を参照してください</p> <p>TENNANT社製のパーツまたは同等品のみをお使いください。 パーツやサブライ品のご注文は、オンライン、電話、FAX、または手紙でお願いいたします。 確実にお届けできるように、以下の情報お知らせください。</p> <ol style="list-style-type: none"> (A) 製品のモデル名をお知らせください。 (B) 製品のデータラベルに印刷されているシリアル番号をお知らせください。 (C) パーツリストを参照して、シリアル番号が正しいかご確認ください。 パーツ番号と数量をお知らせください。マニュアル/カタログのページ番号や参照番号でのご注文はご遠慮ください。 お客様のお名前、会社名、顧客ID番号、請求/発送先住所、電話番号、注文書番号をお知らせください。 発送に関するご希望があれば、明記してください。 <hr/> <p>(D) ▽ - アセンブリを示します ▲ - アセンブリに含まれるパーツを示します</p>	<p>後日確認できるように、設置時に記入してください。</p> <p>モデルNo. - _____</p> <p>シリアルNo. - _____</p> <p>製品のオプション - _____</p> <p>販売代理店 - _____</p> <p>販売代理店の電話番号 - _____</p> <p>顧客ID番号 - _____</p> <p>設置日 - _____</p>
-----------	--	---

LT	<p>KAIP UŽSISAKYTI DALIS – žr. diagramą viršuje</p> <p>Naudokite tik "Tennant" kompanijos tiekiamas arba lygiavertes joms dalis. Dalis galite užsisakyti internetu, telefonu, faksu bei elektroniniu paštu. Kad užsakymas būtų greitai įvykdytas, laikykitės išvardytų taisyklių.</p> <ol style="list-style-type: none"> (A) Nurodykite mašinos modelį. (B) Norodyskite mašinos serijos numerį, kurį rasite ant duomenų žymės. (C) Įsitikinkite, kad nurodomas tikslus serijos numeris iš dalių sąrašo. Nurodykite dalies numerį ir reikiamą kiekį. Neužsakinėkite pagal puslapius ar nuorodas numerius. Nurodykite savo vardą, kompanijos pavadinimą, kliento ID numerį, sąskaitos išrašymo ir vežimo adresą, telefono numerį ir pirkimo užsakymo numerį. Nurodykite išsamias gabenimo instrukcijas. <hr/> <p>(D) ▽ - žymi sistemą ▲ - nurodo sistemos dalis</p>	<p>Prašome užpildyti montavimo metu, siekiant gauti informaciją ateityje.</p> <p>Modelio nr. - _____</p> <p>Serijos nr. - _____</p> <p>Mašinos parinktis - _____</p> <p>Prekybos atstovas - _____</p> <p>Komivojažieriaus tel. nr. - _____</p> <p>Pirkėjo ID numeris - _____</p> <p>Sumontavimo data - _____</p>
-----------	---	---

LV	<p>KĀ PASŪTĪT REZERVES DETALĀS – Skat. diagrammu iepriekš</p> <p>izmantojiet tikai TENNANT Company piegādātās vai tām līdzvērtīgas rezerves detaļas. Daļas un piegādi var pasūtīt internetā, pa tālruni, pa faksu vai pastu. Lai nodrošinātu savlaicīgu piegādi, sekojiet zemāk aprakstītajiem soļiem.</p> <ol style="list-style-type: none"> (A) Nosakiet mašinas modeli. (B) Nosakiet mašinas sērijas numuru un tehnisko datu uzlīmes. (C) Pārīecinieties, ka tiek uzrakstīts attiecīgais sērijas numurs no detaļu saraksta. Nosakiet detaļas numuru un skaitu. Veicot pasūtījumus neatsaucieties uz lappušu vai norādes numuriem. Uzrakstiet savu vārdu, uzņēmuma nosaukumi, klienta identitātes numuru, adresi rēķina piesūtīšanai un piegādei un pirkuma pasūtījuma numuru. Sniedziet detalizētu informāciju par piegādi. <hr/> <p>(D) ▽ – nosaka ierīci ▲ – nosaka detaļas, kas ir komplektā ar ierīci</p>	<p>Veicot uzstādīšanu, lūdzam pierakstīt attiecīgu informāciju izmantošanai turpmāk.</p> <p>Modeļa Nr. - _____</p> <p>Sērijas Nr. - _____</p> <p>Iekārtas papildaprīkojums - _____</p> <p>Pārdošanas pārst. - _____</p> <p>Pārdošanas pārst. tālr. Nr. - _____</p> <p>Klienta identitātes numuru - _____</p> <p>Uzstādīšanas datums - _____</p>
-----------	--	--

NL	<p>HOE ONDERDELEN TE BESTELLEN - Zie schema hierboven.</p> <p>Gebruik alleen onderdelen die door TENNANT Company zijn geleverd of soortgelijke onderdelen. Onderdelen en voorraden kunnen online, per telefoon, fax of schriftelijk besteld worden. Volg de stappen hieronder om een juiste levering te garanderen.</p> <ol style="list-style-type: none"> (A) Bepaal het machinemodel. (B) Lees het serienummer van de machine af van het gegevenslabel. (C) Zorg dat het juiste serienummer wordt gebruikt uit de onderdelenlijst. Bepaal het artikelnummer en het aantal. Bestel niet aan de hand van pagina's of referentienummers Geef uw naam, bedrijfsnaam, klantnummer, factuur- en leveringsadres, telefoonnummer en bestelnummer op. Geef gedetailleerde leveringsinstructies op. <hr/> <p>(D) ▽ - geeft een eenheid aan ▲ - geeft de onderdelen van de eenheid aan</p>	<p>Vul tijdens installatie de onderstaande gegevens in voor eventueel toekomstig gebruik.</p> <p>Modelnr. - _____</p> <p>Serienr. - _____</p> <p>Machine-opties - _____</p> <p>Verkoopvert. - _____</p> <p>Telnr. verkoopvert. - _____</p> <p>Klantnummer - _____</p> <p>Installatiedatum - _____</p>
-----------	--	--

NO	<p>HVORDAN BESTILLE DELER - Se diagram over.</p> <p>Bruk kun deler levert av TENNANT Company eller ekvivalente deler. Deler og forsyninger kan bestilles online, per telefon, per faks eller per post.</p> <p>Følg trinnene under for å sikre rask levering.</p> <ol style="list-style-type: none"> 1. (A) Angi maskinmodellen. 2. (B) Angi maskinens serienummer fra typeskiltet. 3. (C) Forsikre deg om at korrekt serienummer brukes fra delelisten. 4. Angi delenummer og antall. Bestill ikke ut fra side- eller referansenumre. 5. Angi ditt navn, firmanavn, kunde-ID-nummer, fakturerings- og forsendelsesadresse, telefonnummer og innkjøpsordnummer. 6. Angi detaljerte forsendelsesinstruksjoner. <hr/> <p>(D) ▽ - angir en delegruppe ▲ - angir deler inkludert i en delegruppe</p>	<p>Fyll ut ved installasjonstidspunkt for fremtidig bruk.</p> <p>Modellnr. - _____</p> <p>Serienr. - _____</p> <p>Maskinens tilleggs - _____</p> <p>Salgsrep. - _____</p> <p>Salgsrep. telefonnr. - _____</p> <p>Kunde-ID-nummer - _____</p> <p>Installasjonsdato - _____</p>
-----------	--	--

PL	<p>JAK ZAMAWIAĆ CZĘŚCI - patrz schemat powyżej.</p> <p>Należy używać wyłącznie części dostarczanych przez firmę TENNANT Company lub równoważnych. Części i dostawy mogą być zamawiane online, przez telefon, faksem lub pocztą.</p> <p>Aby zapewnić szybką dostawę, należy przestrzegać następujących wskazówek.</p> <ol style="list-style-type: none"> 1. (A) Określić model maszyny. 2. (B) Określić numer seryjny maszyny znajdujący się na tabliczce znamionowej. 3. (C) Odszukać ten numer seryjny w wykazie części. 4. Określić numer części i ilość. Nie zamawiać na podstawie numeru strony lub liczby porządkowej wykazu. 5. Podać swoje nazwisko, nazwę firmy, numer identyfikacyjny klienta, adres dostawy i dostarczenia rachunku, numer telefonu i numer zamówienia zakupu. 6. Podać dokładne instrukcje dotyczące dostawy. <hr/> <p>(D) ▽ - oznacza zespół ▲ - oznacza część w zespole</p>	<p>Prosimy wpisać datę instalacji do późniejszego wykorzystania.</p> <p>Nr modelu - _____</p> <p>Nr seryjny - _____</p> <p>Opcje maszyny - _____</p> <p>Przedst. sprzedaży - _____</p> <p>Nr tel. przedst. sprzed. - _____</p> <p>Nr ident. klienta - _____</p> <p>Data instalacji - _____</p>
-----------	---	---

PT G	<p>COMO ENCOMENDAR PEÇAS - Consulte o diagrama acima.</p> <p>Utilize apenas peças fornecidas pela TENNANT Company ou equivalentes. As peças e consumíveis podem ser encomendados online, por telefone, fax ou correio.</p> <p>Siga os passos abaixo para garantir uma entrega rápida.</p> <ol style="list-style-type: none"> 1. (A) Identifique o modelo da máquina. 2. (B) Identifique o número de série da máquina que se encontra na etiqueta de dados. 3. (C) Certifique-se de que usa o número de série correcto da lista de peças. 4. Identifique o número de produto e a quantidade. Não encomende através de números de página ou de referência. 5. Forneça o seu nome, o nome da empresa, o número de ID do cliente, os endereços de facturação e entrega, o número de telefone e o número da nota de encomenda. 6. Forneça instruções de entrega detalhadas. <hr/> <p>(D) ▽ - identifica uma unidade ▲ - identifica peças incluídas numa unidade</p>	<p>Preencha na altura da instalação para futura referência.</p> <p>Modelo nº - _____</p> <p>Nº de série - _____</p> <p>Opcões da máquina - _____</p> <p>Vendedor - _____</p> <p>Telefone do vendedor - _____</p> <p>Número de ID do cliente - _____</p> <p>Data de instalação - _____</p>
-------------	---	--

RU	<p>КАК ЗАКАЗАТЬ ЗАПЧАСТИ - См. схему ниже.</p> <p>Используйте только запчасти, поставляемые компанией TENNANT или их аналоги. Запасные части и расходные материалы можно заказать в режиме онлайн, телефоном, факсом или электронной почтой.</p> <p>Для своевременной доставки следуйте описанным ниже инструкциям.</p> <ol style="list-style-type: none"> 1. (A) Укажите модель машины. 2. (B) Укажите серийный номер машины, обозначенный на табличке технических данных. 3. (C) Удостоверьтесь, что надлежащий серийный номер перечислен в списке запчастей. 4. Укажите номер детали и нужное количество. Не используйте номера страниц или ссылок. 5. Укажите свое имя, название компании, идентификационный номер покупателя, расчетный адрес и адрес доставки, телефонный номер и номер заказа на покупку. 6. Укажите подробные сведения о доставке. <hr/> <p>(D) ▽ - означает узел ▲ - обозначает деталь узла</p>	<p>Во время установки заполните, пожалуйста, эти сведения для того, чтобы ссылаться в дальнейшем.</p> <p>Модель Э - _____</p> <p>Серийный Э - _____</p> <p>Опции машины - _____</p> <p>Торговый представитель - _____</p> <p>Телефон торгового представителя - _____</p> <p>Идент. номер покупателя - _____</p> <p>Дата установки - _____</p>
-----------	---	--

SE	<p>BESTÄLLNING AV RESERVDELAR - Se ovanstående schema.</p> <p>Använd endast delar från Tennant Company eller likvärdiga. Delar och material kan beställas online, telefoniskt, per fax eller post.</p> <p>Följ nedanstående steg för en snabb leverans.</p> <ol style="list-style-type: none"> (A) Identifiera maskinens modell. (B) Identifiera maskinens serienummer på typskylten. (C) Kontrollera att rätt serienummer används från dellistan. Identifiera artikelnumret och mängden. Beställ inte med hjälp av sido- eller referensnummer. Uppge ditt namn, företagets namn, kundens ID-nummer, faktura- och leveransadress, telefonnummer och ordernumret vid inköp. Ge detaljerade transportanvisningar. 	<p>Fyll i vid installation och spar för framtida bruk.</p> <p>Modellnr. - _____</p> <p>Serienr. - _____</p> <p>Tilvalsutrustning - _____</p> <p>Försäljare - _____</p> <p>Försäljarens tel.nr. - _____</p> <p>Kundnummer - _____</p> <p>Installationsdatum - _____</p>
	<p>(D) ▽ - identifierar en modul ▲ - identifierar delar som ingår i en modul</p>	

SK	<p>POSTUP PRI OBJEDNÁVANÍ ČASTÍ - Pozri vyššie uvedený diagram.</p> <p>Vyu ívajte výhradne dielce dodané spoločnos ou TENNANT, alebo ich ekvivalenty. Dielce a polo ky je mo né objedna online, telefonicky, faxom, alebo poštou.</p> <p>Na zabezpečenie promptného doručenia sa riadte nasledovnými krokmi.</p> <ol style="list-style-type: none"> (A) Identifikujte model stroja. (B) Z etikety s údajmi identifikujte sériové číslo stroja. (C) Ubezpečte sa, e ste zadali správne sériové číslo zo zoznamu dielcov. Identifikujte číslo dielu a mno stvo. Neobjednávajte pomocou čísel strán, alebo referenčných čísel. Zadajte Vaše meno, meno spoločnosti, ID číslo zákazníka, fakturačnú a prepravnú adresu, telefónne číslo a objednávacie číslo dielu. Uvedte podrobné prepravné pokyny. 	<p>Vyplňte prosím pri inštalácii pre prípad potreby v budúcnosti.</p> <p>č. modelu - _____</p> <p>Sériové č. - _____</p> <p>Zvláštne príslušenstvo stroja - _____</p> <p>Obchodné zastúpenie - _____</p> <p>Obch. zastúpenie tel. č. - _____</p> <p>ID č. zákazníka - _____</p> <p>Dátum inštalácie - _____</p>
	<p>(D) ▽ - identifikuje sadu ▲ - identifikuje časti sady</p>	

SL	<p>NAROČANJE NADOMESTNIH DELOV - glejte zgornjo sliko.</p> <p>Uporabljajte samo originalne nadomestne dele Tennant ali enakovredne dele. Dele in potrošni material lahko naročite prek spleta, po telefonu, faksu ali pošti.</p> <p>Za zagotovitev čimbolj hitre dostave sledite spodnjim navodilom.</p> <ol style="list-style-type: none"> (A) Ugotovite model stroja. (B) Na ploščici s podatki poiščite serijsko številko stroja. (C) Poskrbite, da na seznamu nadomestnih delov poiščete pravilno serijsko številko. Poiščite številko dela in potrebno količino. Pri naročilih ne navajajte strani ali referenčne številke. Navedite svoje ime, ime podjetja, ID številko stranke, naslova za dostavo in izdajo računa, telefonsko številko in številko naročila. Navedite podrobna navodila za dostavo. 	<p>Prosimo, da ob vgradnji izpolnite te podatke, da vam bodo v prihodnje na voljo.</p> <p>Št. modela - _____</p> <p>Serijska številka - _____</p> <p>Dodatna oprema stroja - _____</p> <p>Prodajni predstavnik - _____</p> <p>Telefonska št. prodajnega predstavnika - _____</p> <p>Številka stranke - _____</p> <p>Datum vgradnje - _____</p>
	<p>(D) ▽ - označuje sklop ▲ - označuje dele sklopa</p>	

TR	<p>PARÇALARIN SİPARİŞ EDİLMESİ - Yukarıdaki şemaya bakın.</p> <p>Yalnızca TENNANT Company'den sağlanan veya eşdeğerde parçalar kullanın. Parça veya sarf malzemeleri çevrimiçi olarak, telefonla, faksla veya postayla sipariş edilebilir.</p> <p>Zamanında teslimatı sağlamak için aşağıdaki adımları izleyin.</p> <ol style="list-style-type: none"> (A) Makine modelini belirtin. (B) Veri etiketinden makine seri numarasını belirtin. (C) Parça listesinden uygun seri numarasının kullanıldığından emin olun. Parça numarasını ve miktarını belirtin. Sayfa veya referans numaralarını kullanarak sipariş vermeyin. Adınızı, şirketinizin adını, müşteri kimlik numaranızı, faturalama ve sevkiyat adreslerini, telefon numarasını ve satın alma siparişi numarasını belirtin. Ayrıntılı sevkiyat talimatlarını belirtin. 	<p>İleri tarihlerde başvurmak için lütfen kurulum sırasında doldurun.</p> <p>Model No. - _____</p> <p>Seri No. - _____</p> <p>Makine Seçenekleri - _____</p> <p>Satış Temsilcisi - _____</p> <p>Satış Temsilcisi telefon no. - _____</p> <p>Müşteri Kimlik Numarası - _____</p> <p>Kurulum Tarihi - _____</p>
	<p>(D) ▽ - bir tertibatı belirtir ▲ - tertibattaki parçaları belirtir</p>	

STANDARD PARTS

GENERAL RECOMMENDED MAINTENANCE ITEMS	10
SOLUTION TANK GROUP	12
RECOVERY TANK GROUP	14
VACUUM MOTOR GROUP	16
CONTROL CONSOLE GROUP	18
COMPONENT PANEL GROUP	20
WHEEL GROUP (S/N 10492843-)	22
WHEEL GROUP (S/N 00000000-10492842)	24
SCRUB HEAD GROUP	26
SCRUB HEAD GROUP - CONT'D	28
SCRUB HEAD LIFT GROUP	30
READYSpace VACUUM SHOE AND SOLUTION FLUSH LINE GROUP	32
EXTRACTION VACUUM SHOE GROUP	34
BUMPER GROUP	36
SOLUTION GROUP (S/N 10314332-) ..	38
SOLUTION GROUP - CONT'D (S/N 10314332-)	40
SOLUTION GROUP (S/N 00000000-10314331)	42
SOLUTION GROUP - CONT'D (S/N 00000000-10314331)	44
REPLACEMENT ROLLERS AND BRUSHES ...	46
MULTI-MEDIA	46
WIRE HARNESS GROUP, MAIN (S/N 10243221-)	47
ELECTRICAL DIAGRAM	50

OPTIONS

SEMI TRACTION BATTERY GROUP, 6V/180AH/5H	52
TRACTION BATTERY GROUP, 6V/175AH/5H	53
MAINTENANCE FREE BATTERY GROUP, 6V/165AH/5H	54
KIT, SOLUTION SWITCH (S/N 00000000-10243220)	55
KIT, CARPET RAKE	56
FLOOR TOOL, LOW PRESSURE 330 mm	58
FLOOR TOOL, LOW PRESSURE 406 mm	60
HAND TOOL, 127 mm	62
HAND TOOL, CREVICE 76 mm	63
HAND TOOL, UPHOLSTERY LOW PRESSURE	64
HOSES, SOLUTION AND VACUUM	65
PUMP-UP CARPET SPRAYER	65

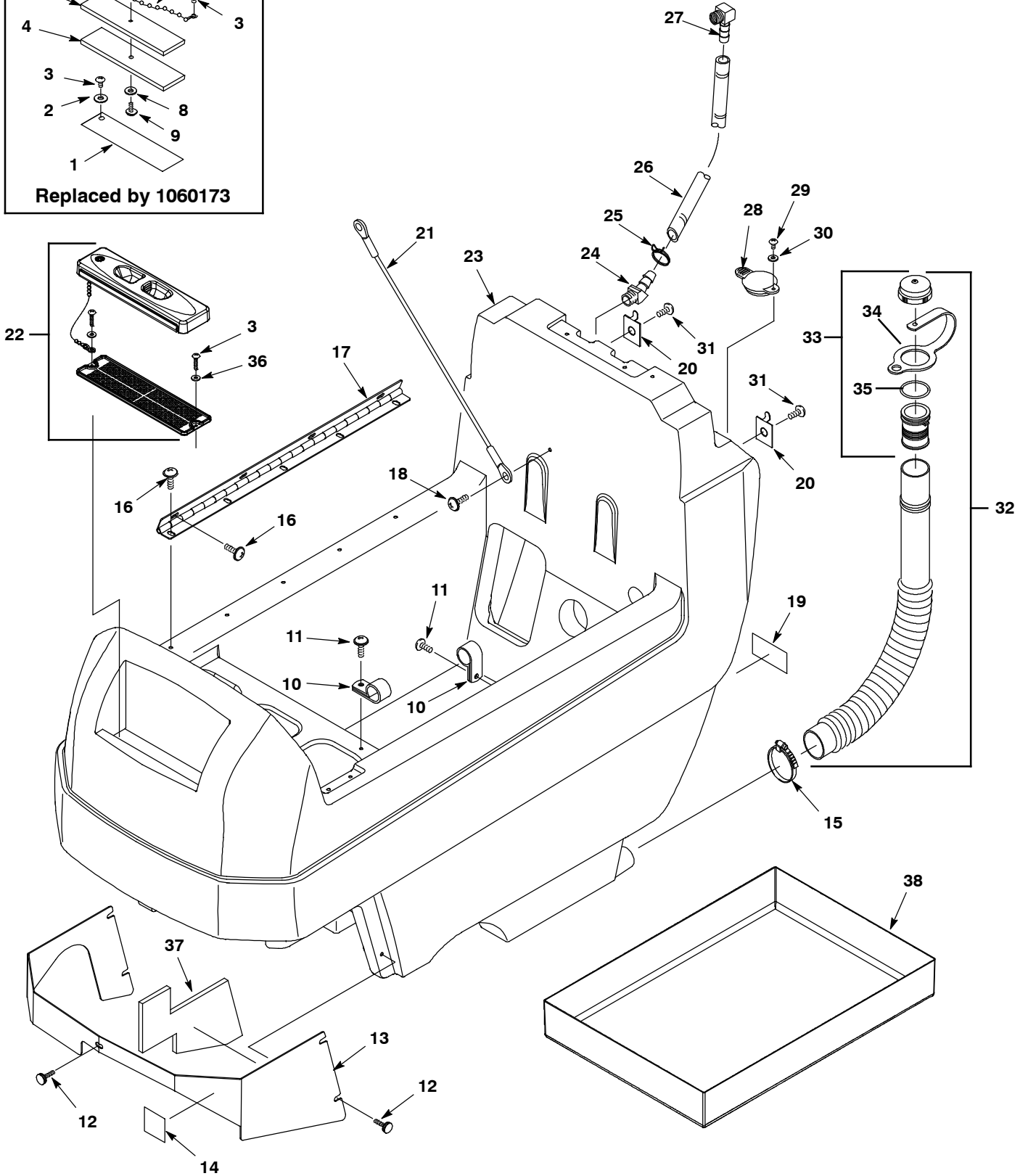
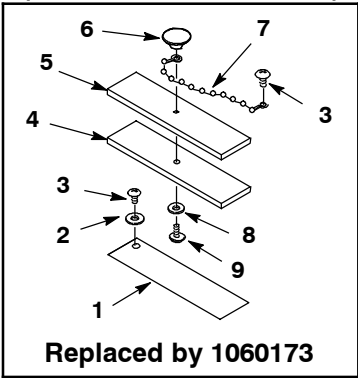
GENERAL RECOMMENDED MAINTENANCE

GENERAL RECOMMENDED MAINTENANCE ITEMS

Ref.	Part No.	Serial Number	Description	Qty.
	1013760	(00000000-) Roller Assy [Soil Transfer]	2
	1008997	(00000000-) Brush, Scb, 22l, 10sr, Nyl, Spl	2
	1049048	(00000000-) Caster, Swivel, 4.0d 1.4w, 4hole [400lb]	2
	1068472	(10492843-) Tire Assy, Foam, Hi-Dns, Grey,2.8/2.5-04	2
	607452	(00000000-10492842) Wheel, 08.0d 2.00w Tpr	2
	1060173	(10514502-) Cover Assy, Tank, Soltn Fill	1
	606146	(00000000-10514501) Screen, Fltr, Soltn Fill, Nat (Replaced By 1060173)	1
	605062	(00000000-10514501) Gasket, Cover, Soltn Fill (Replaced By 1060173)	1
	630052	(00000000-) Float, Shut-Off, (2)Ball, 1.75d	1
	626092	(00000000-) Gasket, Vacfan, 01.9id 05.7od 0.3, Neo	1
	1035888	(10343030-) Belt, Drive, 6Grv, 508l X 14w, [6Pj]	2
	377500	(00000000-10343029) Belt, Synchronous, 05mm 500l[05p,Plychn]	2
	1008675	(00000000-) Gasket, Edge, Foam, 24.00l [Fr]	2
	630453	(00000000-) Gasket, 143mm, Fr Console, Panl	2
▽	1007428	(00000000-) Filter, Screen, 080 Mesh, Ss Bowl, Pf06	1
▲	180632	(00000000-) Filter, Screen, In-Line Strainer	1
	180638	(00000000-) Filter, Screen, 125 Mesh, Sleeve, Nyl	1
	200996	(00000000-) Filter, Screen, 100 Mesh, Check Valve	1

SOLUTION TANK GROUP

(S/N 0000000-10514501)



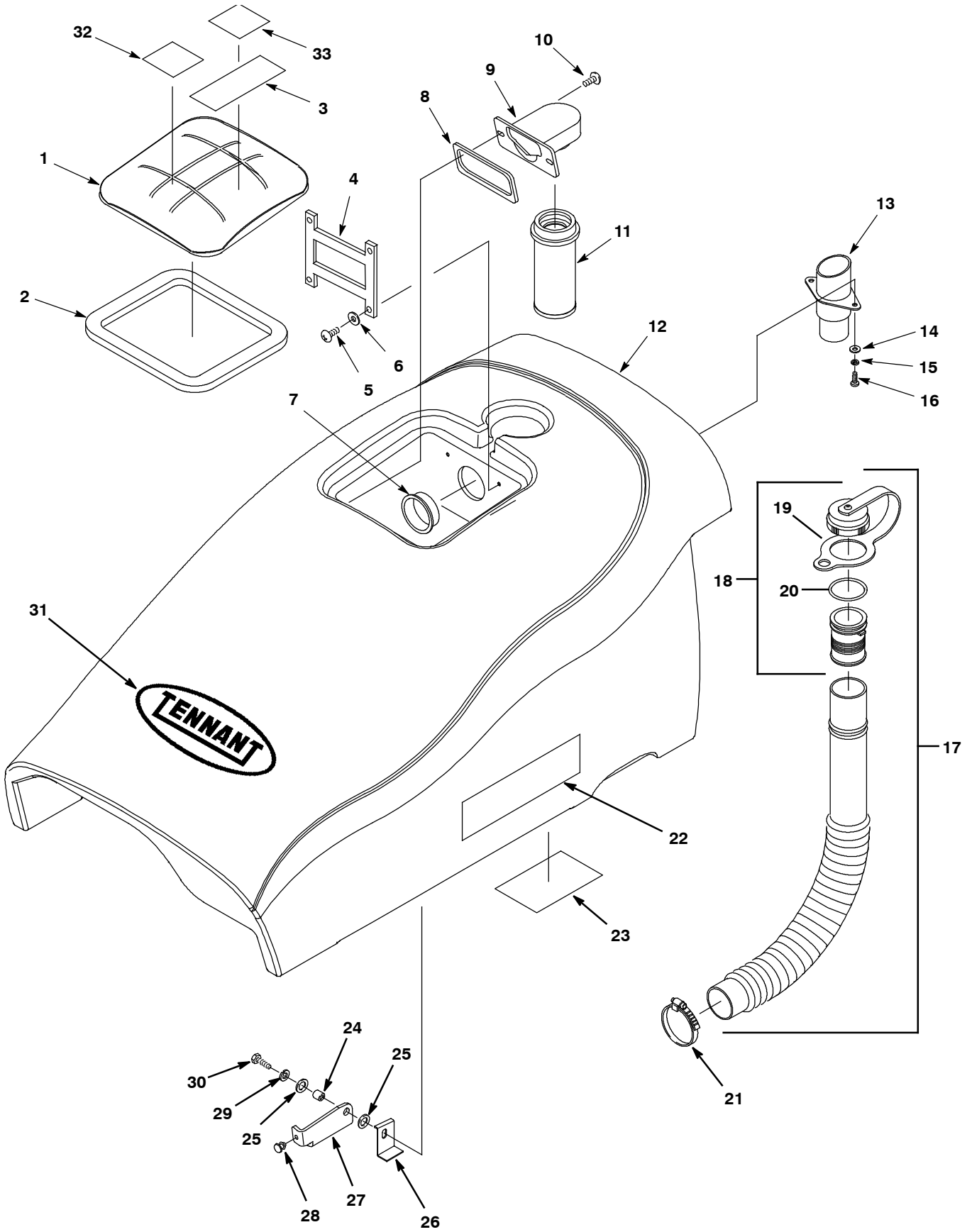
SOLUTION TANK GROUP

Ref.	Part No.	Serial Number	Description	Qty.	
1	606146	(00000000-10514501)	Screen, Fltr, Soltn Fill, Nat (Replaced By 1060173)	1	
2	140032	(00000000-10514501)	Washer, Flat, #6, Ss	2	
3	140826	(00000000-)	Screw, Pan, #06-32 X 0.75, Ss, Fmg [Ab]	2	
4	605062	(00000000-10514501)	Gasket, Cover, Soltn Fill (Replaced By 1060173)	1	
5	605061	(00000000-10514501)	Cover, Fill, Soltn (Replaced By 1060173)	1	
6	578301	(00000000-10514501)	Knob, Fill Cover, Fem [10-32]	1	
7	621443	(00000000-10514501)	Chain, Ball, #10, 157mml, Ss	1	
8	07514	(00000000-)	Washer, Lock, Int, #10, Ss	1	
9	140826	(00000000-)	Screw, Pan, #06-32 X 0.75, Ss, Fmg [Ab]	1	
10	606697	(00000000-)	Clamp, Cable, Stl, 1.12d X 0.50w, 1hole	3	
11	1019349	(00000000-)	Screw, Trs, M6 X 1.00 X 16, Ss, Sems	3	
12	603012	(00000000-)	Knob, Rnd, 19.0d M6 X 12, Stud, Plstc,PI	5	
13	1011890	(00000000-)	Shroud, Scb Head [Str]	1	
14	606521	(00000000-)	Label, Gen Hzrd	1	
15	11531	(00000000-)	Clamp, Hose, Wormdrive, 1.06-2.00d, .56w	1	
16	1019349	(00000000-)	Screw, Trs, M6 X 1.00 X 16, Ss, Sems	9	
17	605244	(00000000-)	Hinge, .25pin .07 2.0w 22.0l, Yel PI	1	
18	1019349	(00000000-)	Screw, Trs, M6 X 1.00 X 16, Ss, Sems	2	
19	1018849	(00000000-)	Label, Wand	1	
20	601460	(00000000-)	Clip, Hanger, Hose, .25d Hole, Clr PI	2	
21	140960	(00000000-)	Cable, Glv .13d 014.5l .34eye /.34eye	1	
22	1060173	(10514502-)	Cover Assy, Tank, Soltn Fill	1	
23	611344	(00000000-)	Tank, Soltn, Rm-Tl, Trimmed (Teal)	1	
24	605394	(00000000-)	Fitting, Brs, E45, Bm06/Pm04 [Taped]	1	
25	607775	(00000000-)	Clamp, Hose, Wir, .63 - .66, Blk	1	
26	606879	(00000000-)	Hose, Drain, 0.62id X 23.4l, Vyl	1	
27	150419	(00000000-)	Fitting, Brs, E90, Bm06/Pm04 [Taped]	1	
28	1012965	(00000000-)	Cap, Port, Soltn Fill	1	
29	1018155	(00000000-)	Screw, Pan, M5 X 0.8 X16, Ss, Tcut	1	
30	01683	(00000000-)	Washer, Flat, 0.22b 0.50d .05, Ss [#10]	1	
31	1019349	(00000000-)	Screw, Trs, M6 X 1.00 X 16, Ss, Sems	2	
▽	32	1010143	(00000000-)	Hose Assy, Drain, 1.50id X 32.3l, Blk	1
▲▽	33	1008639	(00000000-)	Cap, Drain Assy	1
▲▲	34	1019563	(00000000-)	Strap, Cap, Drain	1
▲▲	35	1008637	(00000000-)	Seal, Org, 1.48id 1.76od	1
36	41578	(10514502-)	Washer, Flat, 06, Ss	2	
37	1017379	(00000000-)	Insulation, 0.5, Ntch [Aluminized]	1	
38	613971	(00000000-)	Tray, Battery, Trimmed	1	

▽ ASSEMBLY

▲ INCLUDED IN ASSEMBLY

RECOVERY TANK GROUP



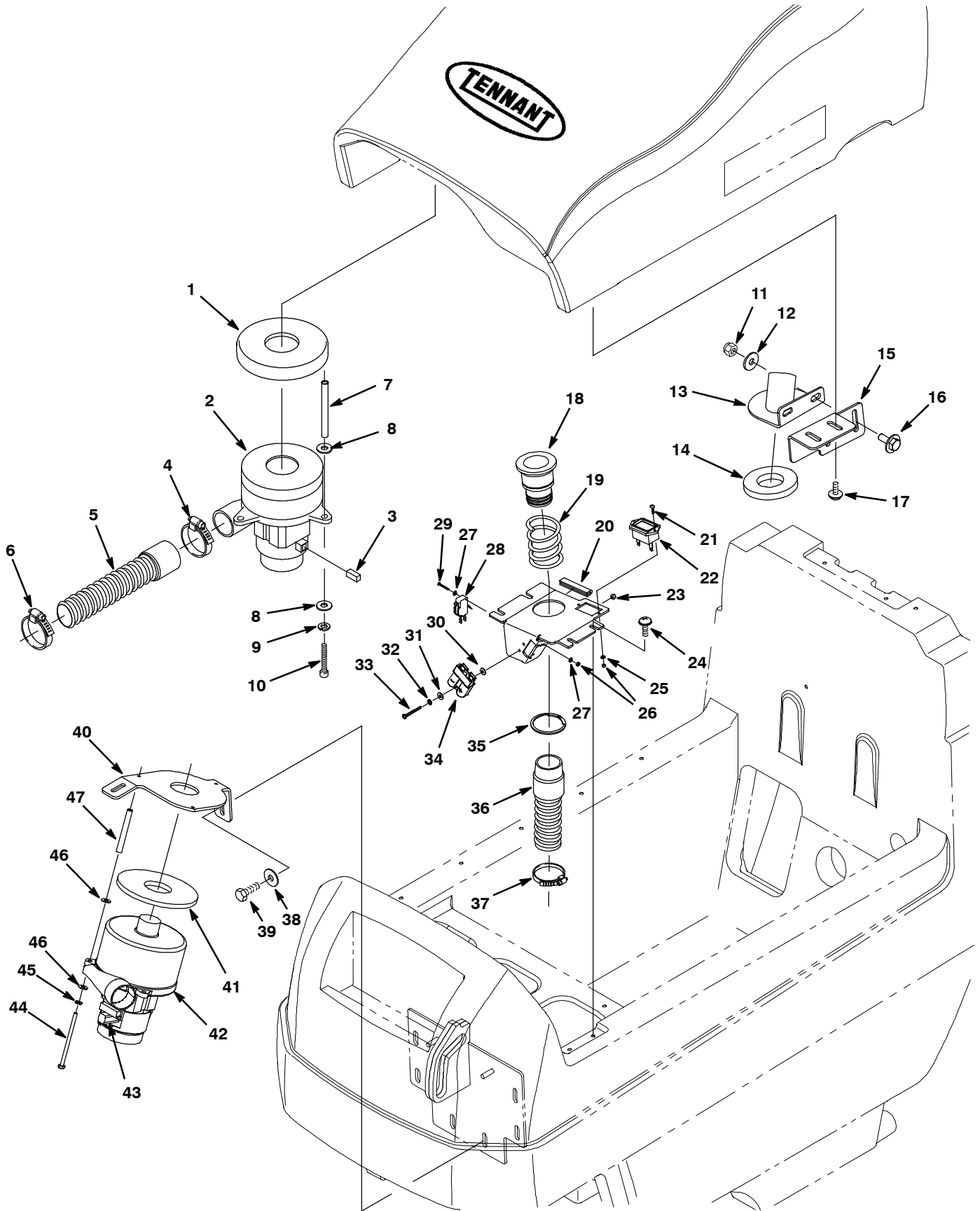
RECOVERY TANK GROUP

Ref.	Part No.	Serial Number	Description	Qty.	
1	1008263	(00000000-) Lid Assy, W/ Warning Label	1	
2	1001608	(00000000-) Gasket, Cover, Sq, 749mm [Bladder]	1	
3	630422	(00000000-) Label, Battery Charge [Textless]	1	
4	630056	(00000000-) Hinge, Cover, Tank Lid	1	
5	3701.6	(00000000-) Screw, Pan, #06-32 X 0.38, Phl Ss Shtmtl	4	
6	1009168	(00000000-) Washer, Flat, 0.17b 0.75d .04, Ss	4	
7	610979	(00000000-) Cap, Plug, 2.0inch, Red	1	
8	630255	(00000000-) Gasket, Float, Mount	1	
9	630053	(00000000-) Mount, Cage, Float [20.0 Scrubber]	1	
10	1019349	(00000000-) Screw, Trs, M6 X 1.00 X 16, Ss, Sems	2	
11	630052	(00000000-) Float, Shut-Off, (2)Ball, 1.75d	1	
12	1001933	(00000000-) Tank, Recvy, Rm-TI, Trimmed (Teal)	1	
13	607372	(00000000-) Adapter, Hose, Str, 1.50d / 2bolt	1	
14	200301016	(00000000-) Washer, Flat, M5.3b X 10d X 1, PI	2	
15	1026457	(00000000-) Washer, Lock, Split, M5, Ss	2	
16	06932	(00000000-) Screw, Pan, Phl, M5 X 0.80 X 10, 4.8	2	
▽	17	1010143	(00000000-) Hose Assy, Drain, 1.50id X 32.3l, Blk	1
▲▽	18	1008639	(00000000-) Cap, Drain Assy	1
▲▲	19	1019563	(00000000-) Strap, Cap, Drain	1
▲▲	20	1008637	(00000000-) Seal, Org, 1.48id 1.76od	1
21	11531	(00000000-) Clamp, Hose, Wormdrive, 1.06-2.00d, .56w	1	
22	1017816	(00000000-) Label, Model, Lh / Rh Side [1610]	2	
23	1018666	(00000000-) Label, Battery Diagram	1	
24	611418	(00000000-) Sleeve, P/M, 0.31b 0.44d 0.1l, Stl PI	1	
25	32490	(00000000-) Washer, Flat, 0.25, Std	2	
26	1008074	(00000000-) Bracket, Tank, Sppt, Stop, Yel PI	1	
27	606527	(00000000-) Support, Tank, Recvy	1	
28	1014544	(00000000-) Bumper, Rbr, 0.44d X 0.19l	1	
29	140015	(00000000-) Washer, Lock, Split, 0.31, Ss	1	
30	200031486	(00000000-) Screw, Hex, M8 X 1.25 X 16	1	
31	630229	(00000000-) Label, Logo, 257mm, White [Tennant]	1	
32	630420	(00000000-) Label, Hzrd, Flammable Matl, Ce	1	
33	1028077	(00000000-) Label [Read Manual, Iso]	1	

▽ ASSEMBLY

▲ INCLUDED IN ASSEMBLY

VACUUM MOTOR GROUP



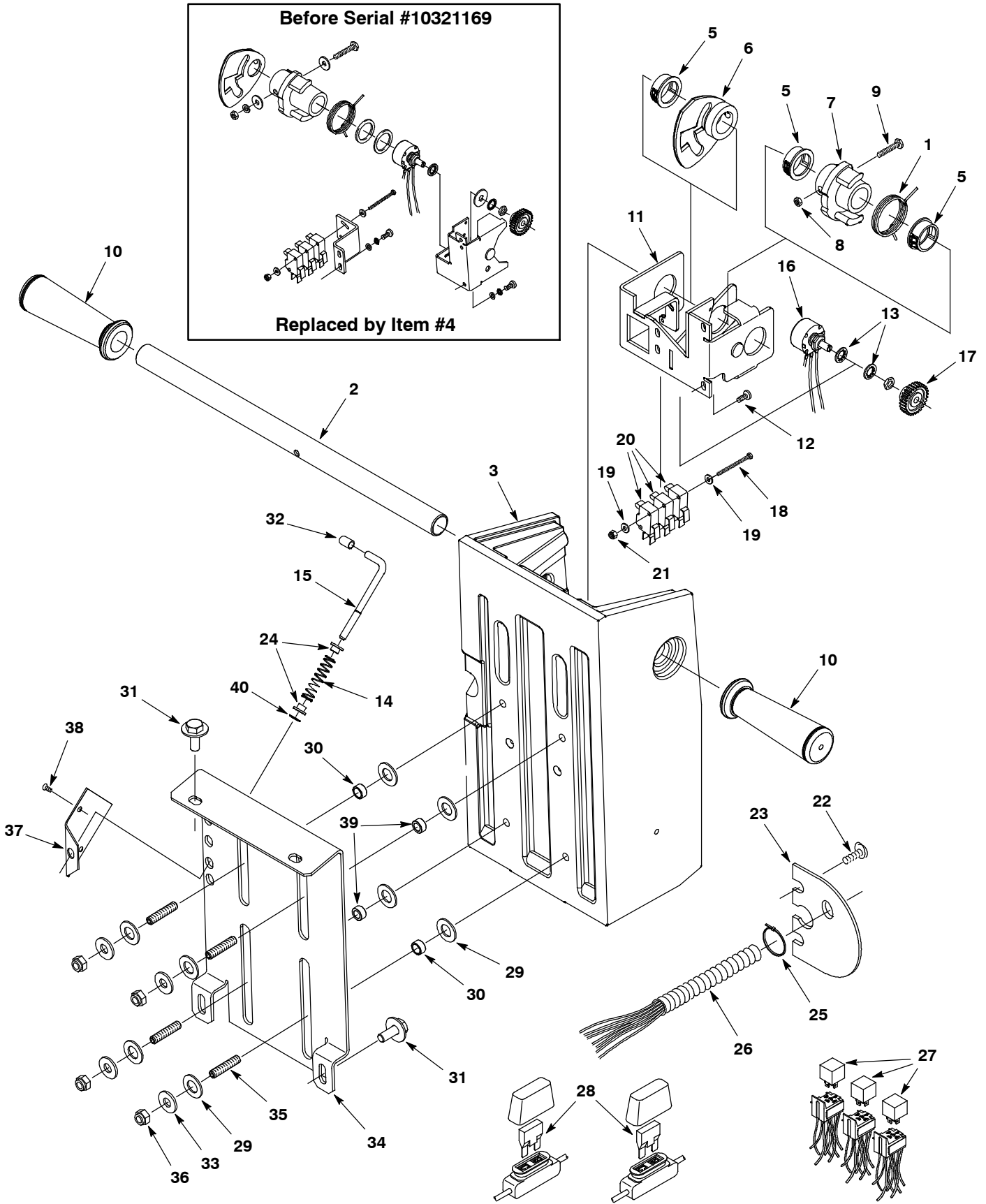
VACUUM MOTOR GROUP

Ref.	Part No.	Serial Number	Description	Qty.
	1	626092	(00000000-) Gasket, Vacfan, 01.9id 05.7od 0.3, Neo	1
▽	2	1025106	(00000000-) Fan , Vacuum, 5.7d, 024vdc, 3 Stage [Us]	1
▲	3	190163	(00000000-) Brush Crbn, Motor, Ele, (1pc=1pack=2brsh)	1
	4	140308	(00000000-) Clamp, Hose, Wormdrive, 1.31-2.25d, .50w	1
	5	613761	(00000000-) Hose, Vacuum, 1.50id X 009.0l, 1cuff	1
	6	11531	(00000000-) Clamp, Hose, Wormdrive, 1.06-2.00d, .56w	1
	7	626041	(00000000-) Spacer, 6.3mmb 9.4mmd 80.0mml, Zn	3
	8	140000	(00000000-) Washer, Flat, 0.28b 0.62d .04, Ss	6
	9	140016	(00000000-) Washer, Lock, Split, 0.25, Ss	3
	10	626123	(00000000-) Screw, Hex, M6 X 1.0 X 100, 8.8	3
	11	08709	(00000000-) Nut, Hex, Lock, M8 X 1.25, NI	2
	12	01685	(00000000-) Washer, Flat, 0.38b 0.88d .08, Ss	2
	13	1001629	(00000000-) Bracket, Hose, Vacuum, Recvy Tank	1
	14	100151	(00000000-) Gasket, Tube, Adapter	1
	15	1015336	(00000000-) Bracket, Mtg, Vacuum Bracket	1
	16	1020341	(00000000-) Screw, Hex, M8 X 1.25 X 20, Ss, Sems	2
	17	1019349	(00000000-) Screw, Trs, M6 X 1.00 X 16, Ss, Sems	2
	18	630011	(00000000-) Tube, Transition, Flng To Barb	1
	19	630267	(00000000-) Spring, Cmpr, 2.40od .12wir 02.0l, PI,Mw	1
	20	606889	(00000000-) Trim, Plstc, Edge, .12 X .56 X 3.6l	1
	21	200070266	(00000000-) Screw, Pan, M3 X 0.5 X 16, Phl, PI	2
	22	1068904	(00000000-) Gauge, Hourmeter, 05-277vdc/Vac, 2-Hole	1
	23	140539	(00000000-) Nut, Hex, Lock, #06-32, Kep, Ss	2
	24	1019349	(00000000-) Screw, Trs, M6 X 1.00 X 16, Ss, Sems	2
	25	200301012	(00000000-) Washer, Flat, M3	2
	26	579211	(00000000-) Nut, Hex, Lock, M3 X 0.50, Ss	4
	27	601127000	(00000000-) Washer, Flat, M3.7b X 8d X .5, PI	4
	28	611005	(00000000-) Switch, Rlr, 16a, Micro	1
	29	579213	(00000000-) Screw, Hex, M3 X .5 X 20	2
	30	140011	(00000000-) Washer, Flat, 0.21b 0.45d .03, Ss	2
	31	140026	(00000000-) Washer, Flat, #06, Sae PI	2
	32	140019	(00000000-) Washer, Lock, Ext, #06	2
	33	140829	(00000000-) Screw, Pan, #06-32 X 1.00, Phl, Ss	2
	34	605387	(00000000-) Connector, Anderson, 50a,Red W/O Contact	1
	35	630016	(00000000-) Ring, Retaining, Ext, 1.82d	1
	36	1014172	(00000000-) Hose, Vacuum, 1.50id X 006.0l, 1cuff	1
	37	11531	(00000000-) Clamp, Hose, Wormdrive, 1.06-2.00d, .56w	1
	38	01685	(00000000-) Washer, Flat, 0.38b 0.88d .08, Ss	1
	39	1015852	(00000000-) Screw, Hex, M8 X 1.25 X 25, NI, FI, Ss	1
	40	1013122	(00000000-) Bracket, Motor, Vacuum [2nd]	1
	41	626092	(00000000-) Gasket, Vacfan, 01.9id 05.7od 0.3, Neo	1
▽	42	1007468	(00000000-) Fan, Vacuum, 5.7d, 024vdc, 3 Stage [B]	1
▲	43	190163	(00000000-) Brush Crbn, Motor, Ele, (1pc=1pack=2brsh)	1
	44	626123	(00000000-) Screw, Hex, M6 X 1.0 X 100, 8.8	3
	45	140016	(00000000-) Washer, Lock, Split, 0.25, Ss	3
	46	140000	(00000000-) Washer, Flat, 0.28b 0.62d .04, Ss	6
	47	626041	(00000000-) Spacer, 6.3mmb 9.4mmd 80.0mml, Zn	3

▽ ASSEMBLY

▲ INCLUDED IN ASSEMBLY

CONTROL CONSOLE GROUP



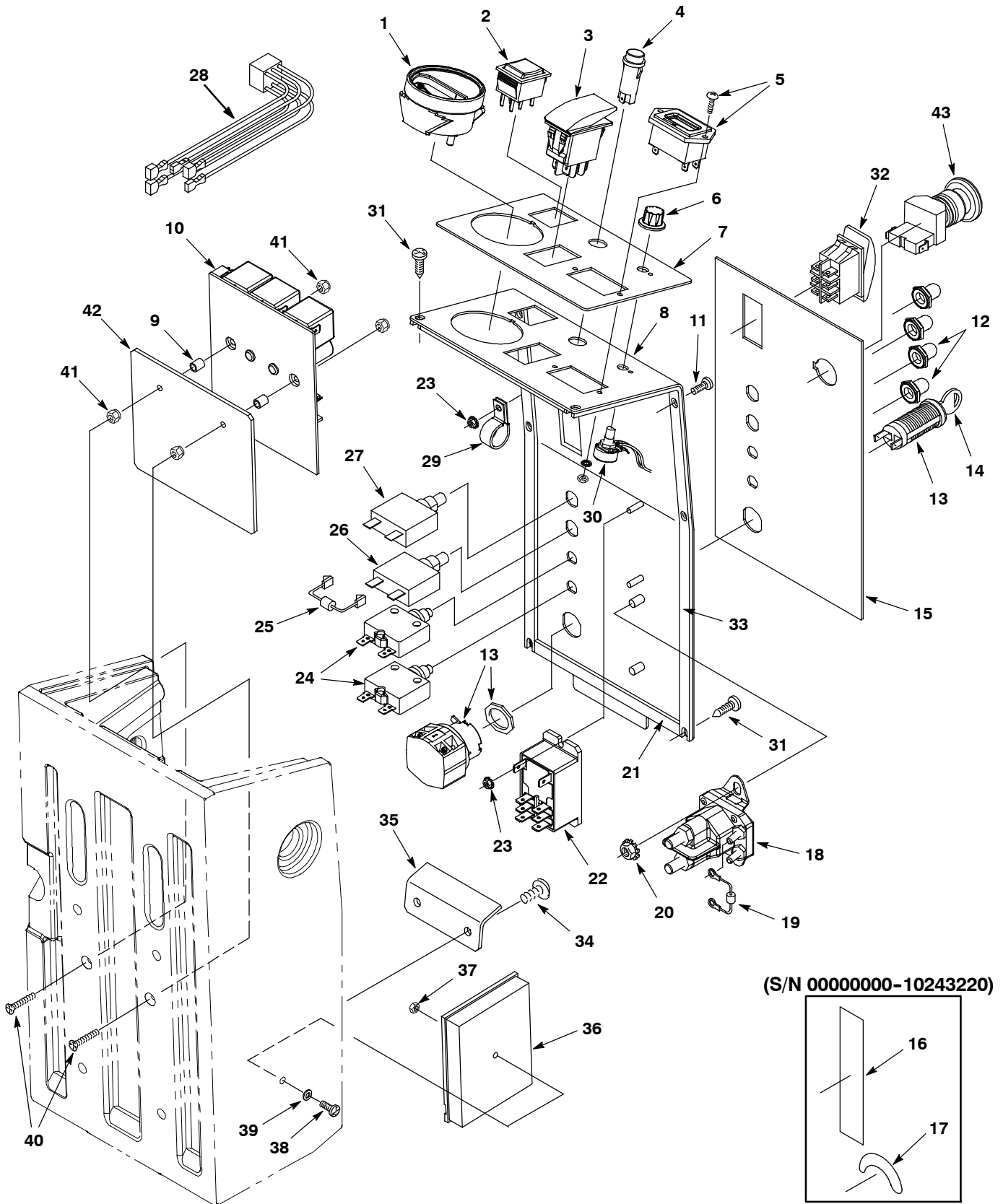
CONTROL CONSOLE GROUP

Ref.	Part No.	Serial Number	Description	Qty.	
1	630088	(00000000-) Spring, Tors, Cntr, .072, Pl, Mw	1	
2	630093	(00000000-) Handle, Bar, .875od X 15.5l	1	
3	610924	(00000000-) Housing, Cntrl, Rm-Tl, Trimmed (Teal)	1	
▽	4	1036932	(00000000-10321168) Bracket Kit, Pot, Console	1	
▲	5	605351	(10321169-) Bushing, .88, Blk [10]	3
▲	6	1034750	(10321169-) Cam, Plate, Switch	1
▲	7	1034754	(10321169-) Hub Assy, W/ Gear 22.4id, 20.0 Scb	1
▲	8	07785	(00000000-) Nut, Hex, Std, M6 X 1.00, Ss	1
▲	9	578580	(10321169-) Screw, Hex, M6 X 1.0 X 35, Pl [Dn933]	1
▲	10	1066506	(00000000-) Grip, Handle, Rnd	2
▲	11	1034553	(10321169-) Brkt, Pot, Console	1
▲	12	607006	(00000000-) Screw, Trs, M4 X 0.70 X 12, Phl, Pl	4
▲	13	32988	(00000000-) Washer, Lock, Int, 0.38	2
	14	630082	(00000000-) Spring, Cmpr, 0.42od .04wir 01.8l, Pl,Mw	1
	15	630081	(00000000-) Lever, Latch, Console Adjust	1
	16	613398	(00000000-) Potentiometer Assy	1
	17	1026373	(00000000-) Gear, Spur, 28tooth 01.2pd 24pitch 0.3b	1
	18	600392	(00000000-) Screw, Hex, M3 X 0.5 X 40	2
	19	601127000	(00000000-) Washer, Flat, M3.7b X 8d X .5, Pl	4
	20	611005	(00000000-) Switch, Rlr, 16a, Micro	3
	21	579211	(00000000-) Nut, Hex, Lock, M3 X 0.50, Ss	2
	22	1019349	(00000000-) Screw, Trs, M6 X 1.00 X 16, Ss, Sems	2
	23	605067	(00000000-) Retainer, Harness, Wire	1
	24	630083	(00000000-) Bushing, Latch	2
	25	130773	(00000000-) Tie, Cable, Nyl, 11.0l, .14w, 3.0 Max. D	4
▽	26	1024872	(10243221-) Harness, Main, 24vdc [Str, Sol Off]	1
▲	27	49309	(00000000-) Relay, 24vdcm 040a, Spdt No	3
▲	28	1036268	(00000000-) Fuse, 035a 032vdc	2
▽	26	9001641	(00000000-10243220) Harness Kit, Wire, Main, 24vdc [Str]	1	
▲	27	49309	(00000000-) Relay, 24vdcm 040a, Spdt No	3
▲	28	1036268	(00000000-) Fuse, 035a 032vdc	2
	29	608562	(00000000-) Washer, Flat, 0.51b 0.94d .06, Nyl	8
	30	607783	(00000000-) Bearing, Sleeve, .31id X .50od X .25,Brz	2
	31	1020341	(00000000-) Screw, Hex, M8 X 1.25 X 20, Ss, Sems	4
	32	630094	(00000000-) Cap, Vinyl, 2.26 Id X 12.7lg, Blk	1
	33	32491	(00000000-) Washer, Flat, 0.31, Std	4
	34	608563	(00000000-) Plate, Slide, Console	1
	35	607461	(00000000-) Screw, Set, M8 X 1.25 X 35, NI	4
	36	08709	(00000000-) Nut, Hex, Lock, M8 X 1.25, NI	4
	37	630087	(00000000-) Plate, Latch, Retainer	1
	38	630114	(00000000-) Screw, Flt, M4 X 0.7 X 8, 4.8	2
	39	630259	(00000000-) Bearing, 9.5id 12.7od 6.4l,Brz	2
	40	630084	(00000000-) Ring, Retaining, Ext, 4.62mm, [E-Ring]	1

▽ ASSEMBLY

▲ INCLUDED IN ASSEMBLY

COMPONENT PANEL GROUP



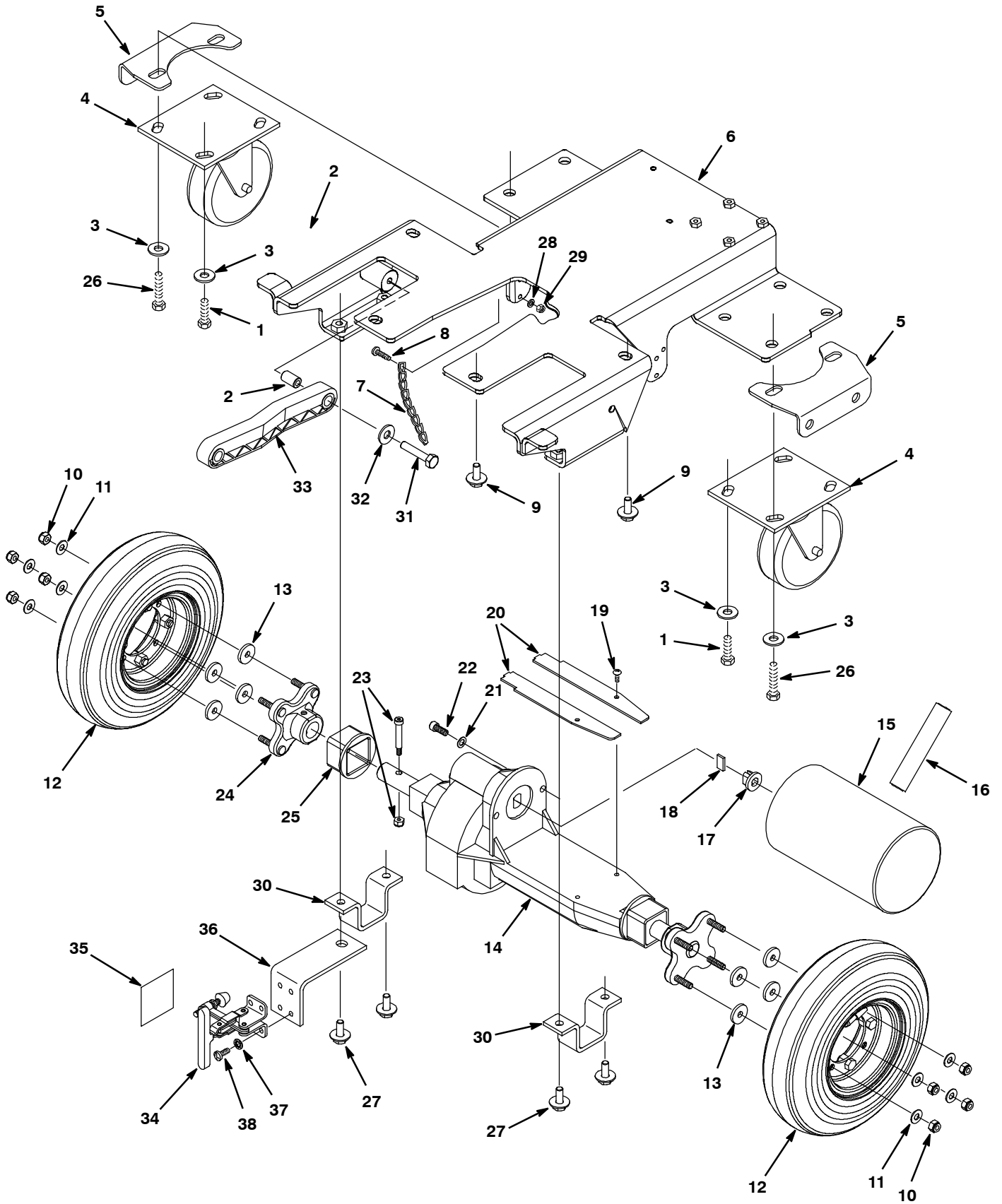
COMPONENT PANEL GROUP

Ref.	Part No.	Serial Number	Description	Qty.	
1	1013300	(00000000-) Gauge, Press, Brush	1	
2	1007012	(00000000-) Switch, Rocker, Dpdt, Mom / Off / Mom	1	
3	602919	(00000000-) Switch, Rocker, Dpdt, On / On	1	
4	130738	(00000000-) Light, Indicator, 28vdc, Green	1	
5	1027172	(00000000-) Gauge, Discharge, Battery, 24vdc [Digit]	1	
6	630265	(00000000-) Knob, Rnd, 0.75d 0.50l 0.25b, Plstc	1	
7	1013306	(00000000-) Label, Dash, Main	1	
8	1024803	(10243221-) Panel, Console, Soltn Off [Str]	1	
8	1012689	(00000000-10243220) Panel, Console	1	
9	610943	(00000000-) Sleeve, P/M, 0.21b 0.32d 0.4l, Stl PI	2	
10	630104	(00000000-) Control, Spd, 55a [Pmb]	1	
11	607006	(00000000-) Screw, Trs, M4 X 0.70 X 12, Phl, PI	4	
12	130761	(00000000-) Boot, Dome, Silicone, .40id .72l .38-27	2	
▽	13	130785	(00000000-) Switch, Key, 150vac 16a	1
▲	14	607821	(00000000-) Key, Stl, Replmt	1
15	1025014	(10243221-) Label, Panl, Console, Str	1	
16	1013304	(00000000-10243220) Label, Circuitbreaker	1	
17	604793	(00000000-10243220) Label, Keyswitch On(1) / Off(0)	1	
18	603008	(00000000-) Relay, 24vdc, 100a, No [Trombett]	1	
19	606404	(00000000-) Diode, Assy W/ Ring Terminals	1	
20	1007108	(00000000-) Nut, Hex, Lock, M6 X 1.00, Kep, Ext	2	
21	630453	(00000000-) Gasket, 143mm, Fr Console, Panl	2	
22	1013270	(00000000-) Relay, 24vdc, 020a [2pdt]	1	
23	1007109	(00000000-) Nut, Hex, Lock, M4 X 0.70, Kep, Ext	3	
24	1006477	(00000000-) Circuitbreaker, 17.0a	2	
25	607394	(00000000-) Diode, .25 Piggyback Term	1	
26	383723	(00000000-) Circuitbreaker, 20.0a, Resetable	1	
27	383721	(00000000-) Circuitbreaker, 10.0a	1	
28	9001951	(00000000-) Relay Assy, Interrupter, Low Voltage	1	
29	606727	(00000000-) Clamp, Cable, Stl, 0.62d X 0.38w, 1hole	1	
30	613682	(00000000-) Potentiometer [0-20k Spd C]	1	
31	1009324	(00000000-) Screw, Pan, #10-16 X 0.50,Phl,Blk[Ty-17]	4	
32	601107	(00000000-) Switch, Rocker [Lighted]	1	
33	630119	(00000000-) Gasket, Console 3.1x8.0x420	2	
34	1019349	(00000000-) Screw, Trs, M6 X 1.00 X 16, Ss, Sems	2	
35	630086	(00000000-) Plate, Strain-Relief, 11ga, Plt	1	
36	1016710	(00000000-) Module, Timer, Dual 24vdc	1	
37	33932	(00000000-) Nut, Hex, Lock, M4 X 0.70, NI, Ss	1	
38	200070354	(00000000-) Screw, Pan, M4 X 0.7 X 30, PI	1	
39	605258	(00000000-) Washer, .374 X .172 X .049, PI	1	
40	630304	(00000000-) Screw, Flt, M4 X 0.7 X 35, 4.8	2	
41	02850	(00000000-) Nut, Hex, Lock, M4 X 0.70, NI	4	
42	630128	(00000000-) Heatsink, 11ga Alm, 104 X 120	1	
43	1011735	(00000000-) Switch, Safety, Shutoff	1	

▽ ASSEMBLY

▲ INCLUDED IN ASSEMBLY

WHEEL GROUP (S/N 10492843-)



WHEEL GROUP (S/N 10492843-)

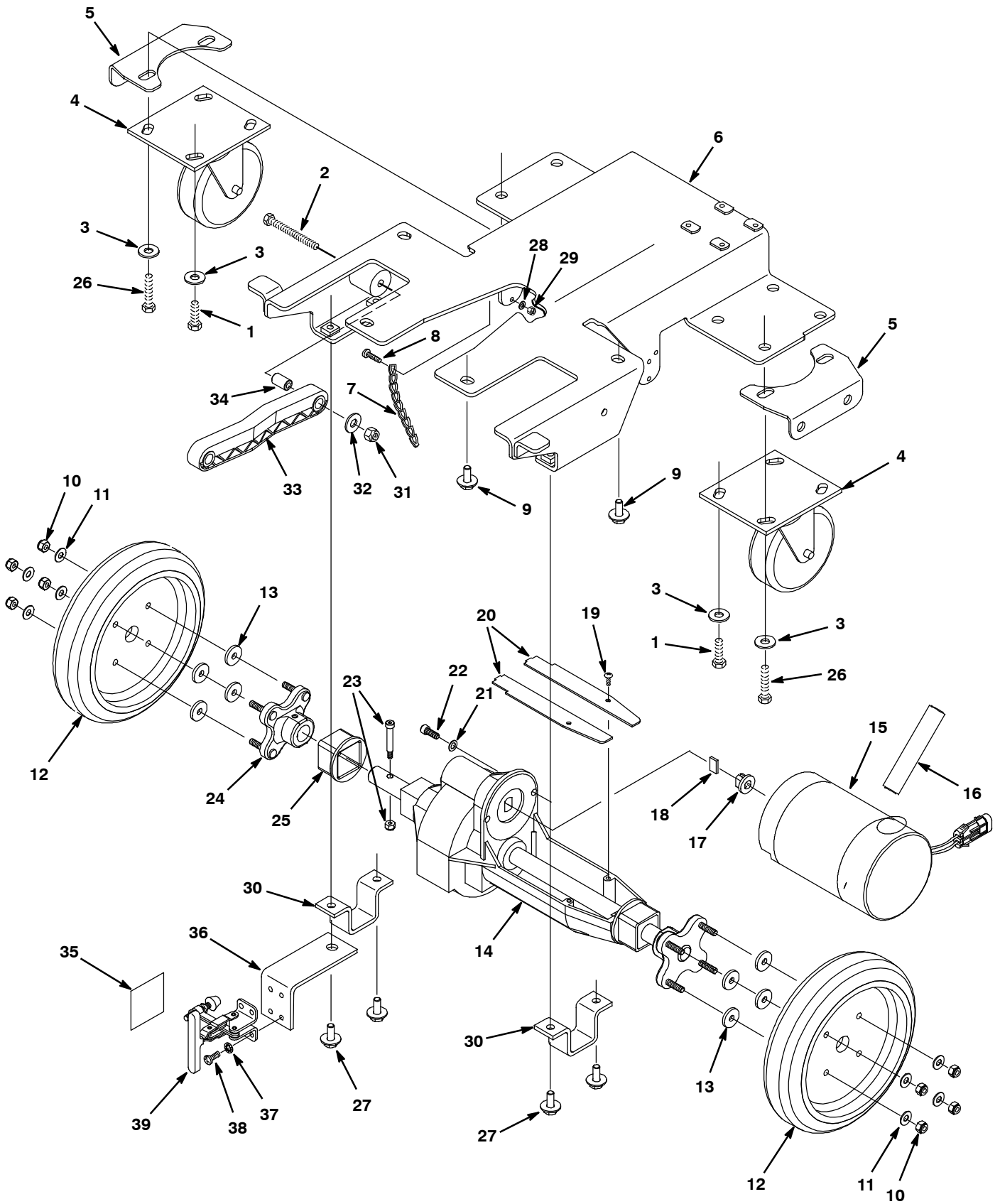
Ref.	Part No.	Serial Number	Description	Qty.
1	1015852	(00000000-) Screw, Hex, M8 X 1.25 X 25, NI, Fl, Ss	4
2	606056	(00000000-) Tube, 0.32id 0.62od 01.0l, Stl, Pl	2
3	01685	(00000000-) Washer, Flat, 0.38b 0.88d .08, Ss	8
4	1049048	(00000000-) Caster, Swivel, 4.0d 1.4w, 4hole [400lb]	2
5	1009805	(00000000-) Bracket, Tie-Down, Caster	2
6	1062687	(10492843-) Frame Wldt, Main [1610]	1
7	1017986	(10314332-) Chain, Static, 143mml	1
8	24265	(00000000-) Screw, Pan, Phl, M4 X 0.70 X 16, Ss	1
9	1020341	(00000000-) Screw, Hex, M8 X 1.25 X 20, Ss, Sems	4
10	41169	(00000000-) Nut, Hex, Lock, .25-20, NI, Ss	8
11	140000	(00000000-) Washer, Flat, 0.28b 0.62d .04, Ss	8
12	1068472	(10492843-) Tire Assy, Foam, Hi-Dns, Grey,2.8/2.5-04	2
13	140053	(00000000-) Washer, Flat, 0.28b 0.88d .12, Ss	8
▽	1056000	(10440493-) Transaxle, 24vdc, 116rpm	1
▲	14 612873	(00000000-) Transaxle, Replmt [Body Only]	1
▲▽	15 614165	(00000000-) Motor Kit, 24vdc,Replmt[1013312 Trnsaxl]	1
▲▲	16 614166	(00000000-) Brush Kit, Carbon [Qty 4]	1
▲▲	17 612874	(00000000-) Coupling, Transaxle, Replmt	1
▲▲	18 612875	(00000000-) Key, Spcl, Transaxle Replmt	1
▲▲	19 577031000	(00000000-) Screw, Pan, #08-32 X 0.50, Phl, Pl	2
▲▲	20 NA	(00000000-) Cover, Shaft	2
▲▲	21 32982	(00000000-) Washer, Lock, Int, 0.25	2
▲▲	22 140868	(00000000-) Screw, Soc, .25-20 X 0.62 [Bo]	2
▲	23 1043275	(00000000-) Bolt Kit, Transaxle [Pick 2screws,2nuts] (Replaced By 1063591)	1
▲	24 612879	(00000000-) Hub, Wheel, Transaxle Replmt (Replaced By 1063591)	2
▲	25 612880	(00000000-) Sleeve, Transaxle, Replmt	2
	26 1016399	(00000000-) Screw, Hex, M8 X 1.25 X 30, NI, Ss	4
	27 1020341	(00000000-) Screw, Hex, M8 X 1.25 X 20, Ss, Sems	4
	28 200301014	(10314332-) Washer, Flat, M4.3b X 10.1d X 1, Pl	1
	29 02850	(10314332-) Nut, Hex, Lock, M4 X 0.70, NI	1
	30 606001	(00000000-) Bracket, Transaxle, Mtg, Yel Pl	2
	31 74440	(10492843-) Screw, Hex, M8 X 1.25 X 40, NI, Ss	2
	32 32491	(00000000-) Washer, Flat, 0.31, Std	2
	33 222027	(00000000-) Arm, Lift, Head [5700]	2
	34 1026243	(00000000-) Clamp, Brake, Parking, T Handle	1
	35 600624	(00000000-) Label, Parking Brake, Symbol [Tnv]	1
	36 606823	(00000000-) Bracket, Brake	1
	37 07514	(00000000-) Washer, Lock, Int, 10, Ss	4
	38 140887	(00000000-) Screw, Pan, 10-24 X 0.38, Ss	4
	N/S 130041	(00000000-) Tie, Cable, Nyl, 11.5l .19w	2

▽ ASSEMBLY

▲ INCLUDED IN ASSEMBLY

STANDARD PARTS

WHEEL GROUP (S/N 0000000-10492842)



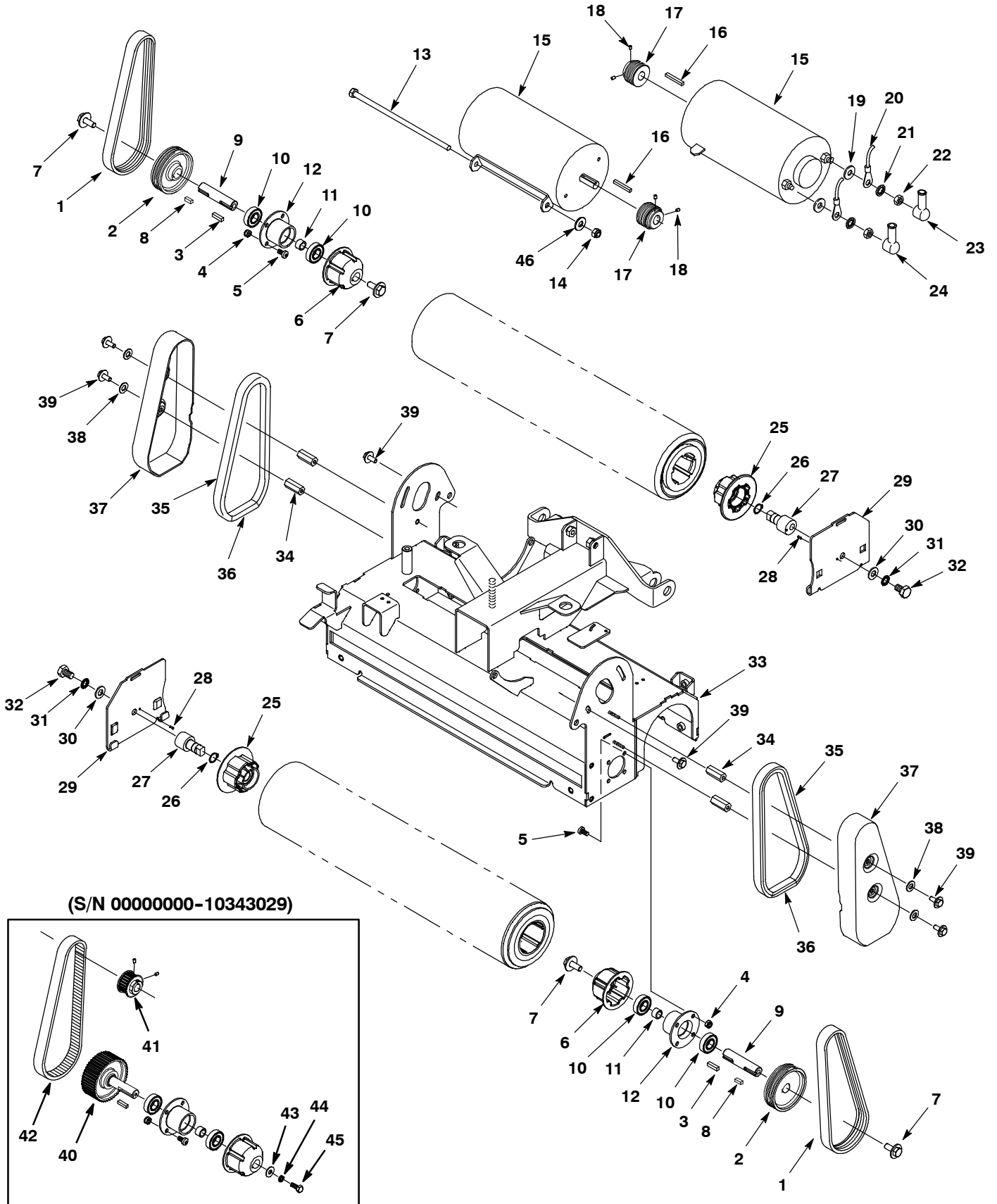
WHEEL GROUP (S/N 0000000-10492842)

Ref.	Part No.	Serial Number	Description	Qty.	
1	1015852	(00000000-) Screw, Hex, M8 X 1.25 X 25, NI, FI, Ss	4	
2	575544000	(00000000-10492842) Screw, Hex, M8 X 1.25 X 80, PI, FI, 8.8	2	
3	01685	(00000000-) Washer, Flat, 0.38b 0.88d .08, Ss	8	
4	1049048	(00000000-) Caster, Swivel, 4.0d 1.4w, 4hole [400lb]	2	
5	1009805	(00000000-) Bracket, Tie-Down, Caster	2	
6	1002360	(00000000-10492842) Frame, Transaxle [5400x] (Replaced By 1062687)	1	
7	1017986	(10314332-) Chain, Static, 143mml	1	
8	24265	(00000000-) Screw, Pan, Phl, M4 X 0.70 X 16, Ss	1	
9	1020341	(00000000-) Screw, Hex, M8 X 1.25 X 20, Ss, Sems	4	
10	41169	(00000000-) Nut, Hex, Lock, .25-20, NI, Ss	8	
	11	140000	(00000000-) Washer, Flat, 0.28b 0.62d .04, Ss	8
	12	607452	(00000000-10492842) Wheel, 08.0d 2.00w Tpr	2
	13	140053	(00000000-) Washer, Flat, 0.28b 0.88d .12, Ss	8
▽		1056000	(10440493-) Transaxle, 24vdc, 116rpm	1
▽		1013312	(00000000-10440492) Transaxle, 24vdc Motor, 116 Rpm (Replaced By 1056000)	1
▲	14	612873	(00000000-) Transaxle, Replmt [Body Only]	1
▲▽	15	614165	(00000000-) Motor Kit, 24vdc, Replmt[1013312 Trnsaxl]	1
▲▲	16	614166	(00000000-) Brush Kit, Carbon [Qty 4]	1
▲▲	17	612874	(00000000-) Coupling, Transaxle, Replmt	1
▲▲	18	612875	(00000000-) Key, Spcl, Transaxle Replmt	1
▲▲	19	577031000	(00000000-) Screw, Pan, #08-32 X 0.50, Phl, PI	2
▲▲	20	NA	(00000000-) Cover, Shaft	2
▲▲	21	32982	(00000000-) Washer, Lock, Int, 0.25	2
▲▲	22	140868	(00000000-) Screw, Soc, .25-20 X 0.62 [Bo]	2
▲	23	1043275	(00000000-) Bolt Kit, Transaxle [Pick 2screws,2nuts]	1
▲	24	612879	(00000000-) Hub, Wheel, Transaxle Replmt	2
▲	25	612880	(00000000-) Sleeve, Transaxle, Replmt	2
	26	1016399	(00000000-) Screw, Hex, M8 X 1.25 X 30, NI, Ss	4
	27	1020341	(00000000-) Screw, Hex, M8 X 1.25 X 20, Ss, Sems	4
	28	200301014	(10314332-) Washer, Flat, M4.3b X 10.1d X 1, PI	1
	29	02850	(10314332-) Nut, Hex, Lock, M4 X 0.70, NI	1
	30	606001	(00000000-) Bracket, Transaxle, Mtg, Yel PI	2
	31	08709	(00000000-10492842) Nut, Hex, Lock, M8 X 1.25, NI	2
	32	32491	(00000000-) Washer, Flat, 0.31, Std	2
	33	222027	(00000000-) Arm, Lift, Head [5700]6	2
	34	606056	(00000000-) Tube, 0.32id 0.62od 01.0l, Stl, PI	2
	35	600624	(00000000-) Label, Parking Brake, Symbol [Tnv]	1
	36	606823	(00000000-) Bracket, Brake	1
	37	07514	(00000000-) Washer, Lock, Int, 10, Ss	4
	38	140887	(00000000-) Screw, Pan, 10-24 X 0.38, Ss	4
	39	1026243	(00000000-) Clamp, Brake, Parking, T Handle	1
	N/S	130041	(00000000-) Tie, Cable, Nyl, 11.5l .19w	2

▽ ASSEMBLY

▲ INCLUDED IN ASSEMBLY

SCRUB HEAD GROUP



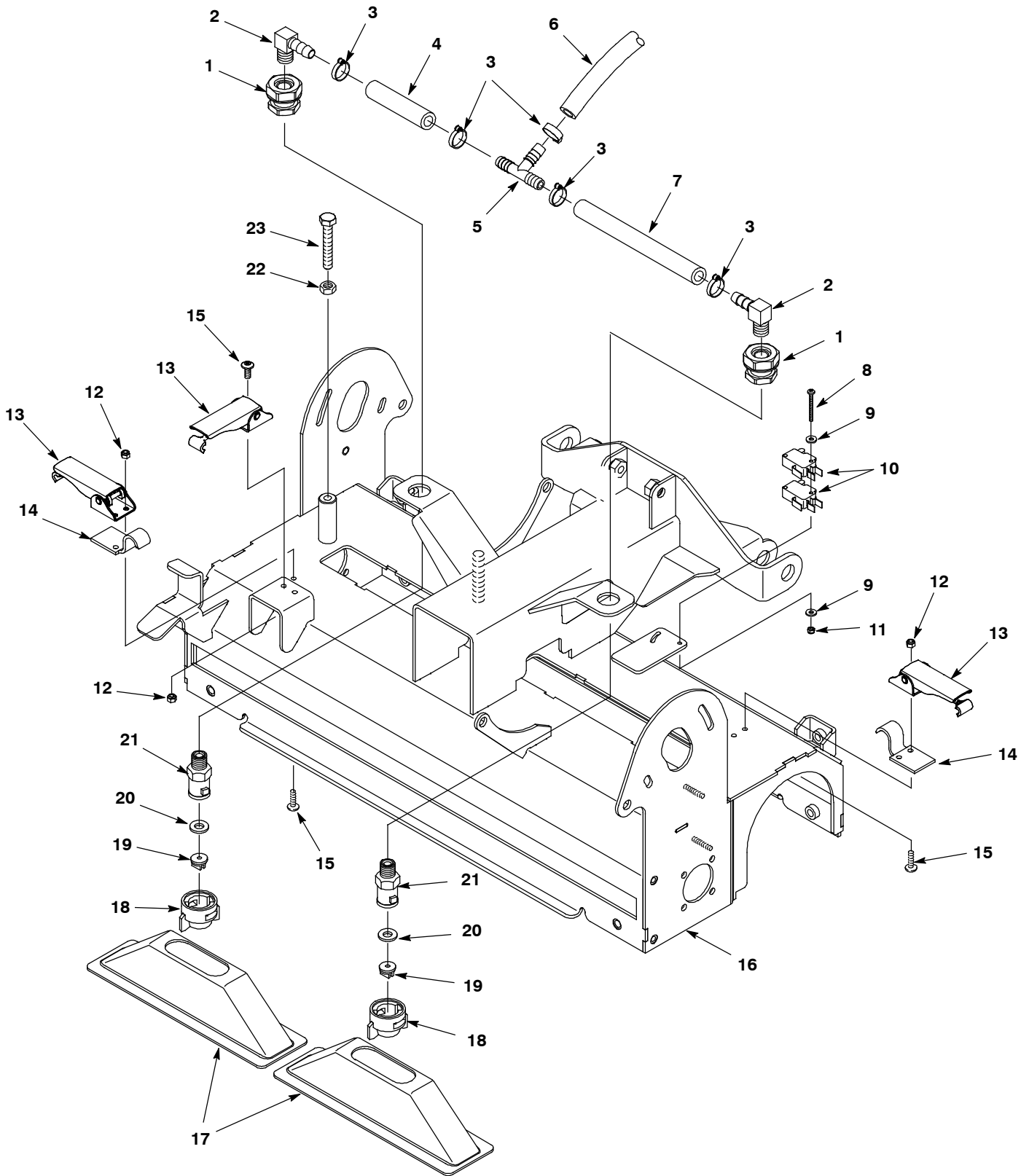
SCRUB HEAD GROUP

Ref.	Part No.	Serial Number	Description	Qty.	
1	1035888	(10343030-) Belt, Drive, 6Grv, 508l X 14w, [6Pj]	2	
2	1035173	(10343030-) Sheave, 06Grv, 2.96pd, 0.59b, Alm [Pj]	2	
3	00911	(00000000-) Key, Sq, 0.19 X 0.19, 0.75l	2	
4	08712	(00000000-) Nut, Hex, Lock, M6 X 1.00, Ss, NI	8	
5	363503	(00000000-) Screw, Pan, M6 X 1.0 X 12, Ss	8	
6	378805	(00000000-) Plug, Drive, Brush, Mach	2	
7	1020341	(00000000-) Screw, Hex, M8 X 1.25 X 20, Sems, Ss	4	
8	00961	(10343030-) Key, Sq, 0.19 X 0.19, 0.50l	2	
9	1021050	(10343030-) Shaft, Drive	2	
10	41360	(00000000-) Bearing, Ball, 0.59b 1.26d 0.35w[2seal]	4	
11	1002077	(00000000-) Tube, 0.59id 0.81od 00.5l	2	
12	1001792	(00000000-) Housing, Brg	2	
13	1019942	(00000000-) Screw, Hex, M8 X 1.25 X 210, 8.8	2	
14	08713	(00000000-) Nut, Hex, Lock, M8 X 1.25, NI, Ss	2	
▽	15	1042232	(10409692-) Motor, 24vdc 0750rpm 0.70hp 14a	2
▲		1049739	(10409692-) Brush Kit, Carbon, Motor, Replmt [4pcs]	1
▲	16	00954	(00000000-) Key, Sq, 0.12 X 0.12, 1.00l	1
▽	15	1017216	(00000000-10409691) Motor, 24vdc 750rpm 0.70hp 14a (Replaced By 1042232)	2
▲		190152	(00000000-10409691) Brush, Carbon [Pk=4]	1
17	1033528	(10343030-) Sheave, 06Grv, 1.33pd, 0.50b, Alm [Pj]	2	
18	222818	(00000000-) Screw, Set, #08-32 X 0.25, NI	4	
19	140027	(00000000-) Washer, Flat, 0.35b 0.75d .04, Ss	4	
20	606795	(00000000-) Harness, Motor, Cyl Brush	2	
21	43952	(00000000-) Washer, Lock, Int, 0.31, Ss	4	
22	07786	(00000000-) Nut, Hex, Std, M8 X 1.25, Ss	4	
23	608964	(00000000-) Boot, 90deg .27id 0.64id 1.79l, Blk	2	
24	608963	(00000000-) Boot, 90deg .27id 0.64id 1.79l, Red	2	
▽		222752	(00000000-) Plug Assy, Idler, Brush	2
▲	25	1057629	(00000000-) Plug, Idler, Brush [Sgl Brg]	1
▲	26	01516	(00000000-) Ring, Retaining, Ext, 0.59d, Basic	1
▲	27	222177	(00000000-) Shaft, Plug, Idler	1
▲	28	222184	(00000000-) Pin, Roll, .094d X 0.25l, .094/.097	1
29	1011197	(00000000-) Door, Rlr	2	
30	32485	(00000000-) Washer, Flat, 0.38, Sae	2	
31	140022	(00000000-) Washer, Int, .38, Ss	2	
32	140276	(00000000-) Screw, Hex, M10 X 1.5 X 16, Ss	2	
33	1017420	(00000000-) Housing Wldt	1	
34	1002078	(00000000-) Spacer, 0.50hex X 1.25l, M6 Thread	4	
35	1008675	(00000000-) Gasket, Edge, Foam, 24.00l [Fr]	2	
36	630453	(00000000-) Gasket, 143mm, Fr Console, Panl	2	
37	1012951	(00000000-) Cover, Belt, Trimmed	2	
38	140000	(00000000-) Washer, Flat, 0.28b 0.62d .04, Ss	4	
39	1034731	(00000000-) Screw, Hex, M6 X 1.00 X 16, Sems, Ss	8	
40	1006713	(00000000-10343029) Sprocket, Cast, 48tooth, 5pitch (Replaced By 9008825)	2	
41	375195	(00000000-10343029) Sprocket, Timing, 22tooth, 0.50b, [Gt/2]	2	
42	377500	(00000000-10343029) Belt, Synchronous, 05mm 500l[05p,Plychn]	2	
43	01684	(00000000-10343029) Washer, Flat, 0.27b 0.69d .05, Ss	2	
44	07515	(00000000-10343029) Washer, Lock, Int, 0.25, Ss	2	
45	15678	(00000000-10343029) Screw, Hex, M6 X 1.0 X 16, Ss	2	
46	01685	(00000000-) Washer, Flat, 0.38b 0.88d .08, Ss	2	

▽ ASSEMBLY

▲ INCLUDED IN ASSEMBLY

SCRUB HEAD GROUP - CONT'D



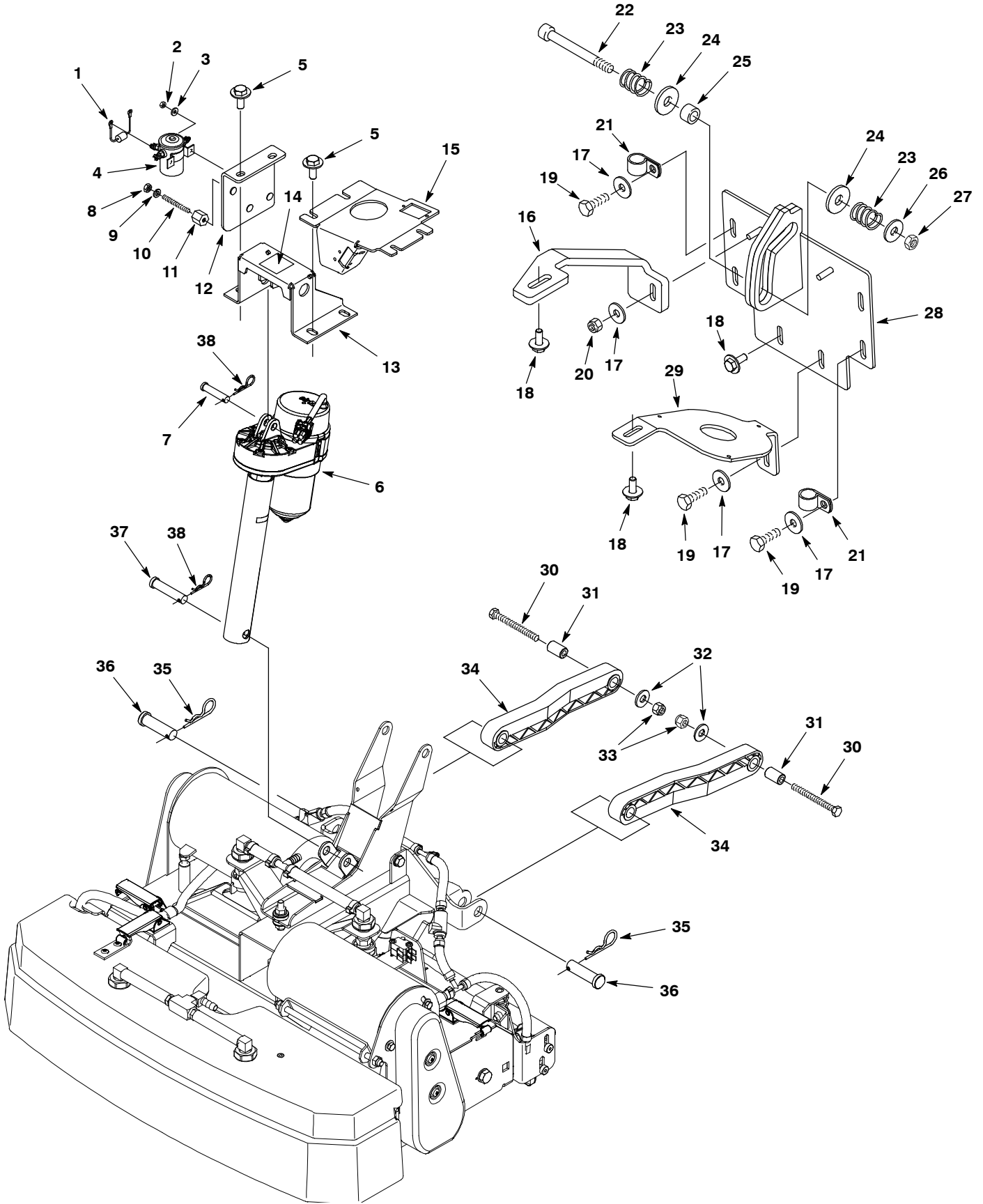
SCRUB HEAD GROUP - CONT'D

Ref.	Part No.	Serial Number	Description	Qty.
1	78122	(00000000-) Fitting, Brs, Str, Pf04/Pf04, Bh	2
2	150419	(00000000-) Fitting, Brs, E90, Bm06/Pm04 [Taped]	2
3	140301	(00000000-) Clamp, Hose, Ear, 0.62d	5
4	613473	(00000000-) Hose, Pvc, Brd, 0.38id 0.62od 02.5l, Gray	.20ft
5	160310	(00000000-) Fitting, Plstc, Tee, Bm06/Bm06/Bm06	1
6	613495	(10314332-) Hose, Pvc, Brd, 0.38id 0.62od 40.0l, Gray	3.3ft
6	613488	(00000000-10314331) Hose, Pvc, Brd, 0.38id 0.62od 24.0l, Gray	2.0ft
7	613478	(00000000-) Hose, Pvc, Brd, 0.38id 0.62od 07.0l, Gray	.50ft
8	06924	(00000000-) Screw, Pan, M3 X 0.50 X 30, 4.8	2
9	41578	(00000000-) Washer, Flat, #06, Ss	4
10	611005	(00000000-) Switch, Rlr, 16a, Micro	2
11	579211	(00000000-) Nut, Hex, Lock, M3 X 0.50, Ss	2
12	33932	(00000000-) Nut, Hex, Lock, M4 X 0.70, NI, Ss	6
13	1006086	(00000000-) Latch [Over-Center]	3
14	1017780	(00000000-) Clip, Hanger, Hose, .17d, 2hole	2
15	579237	(00000000-) Screw, Pan, M4 X 0.7 X 12, Phl, Ss	6
16	1017420	(00000000-) Housing Wldt	1
17	1012645	(00000000-) Shroud, Splash	2
18	575282000	(00000000-) Fitting, Cap [Q-Jet]	2
19	575283000	(00000000-) Fitting, Brs, Tip [11002, T-Jet]	2
20	575276000	(00000000-) Fitting, Gasket [Quick-Jet]	2
21	575281000	(00000000-) Fitting, Spray, Body [Quick-Jet]	2
22	07786	(00000000-) Nut, Hex, Std, M8 X 1.25, Ss	2
23	578717	(00000000-) Screw, Hex, M8 X 1.25 X 50, Ss, Fl	2

▽ ASSEMBLY

▲ INCLUDED IN ASSEMBLY

SCRUB HEAD LIFT GROUP



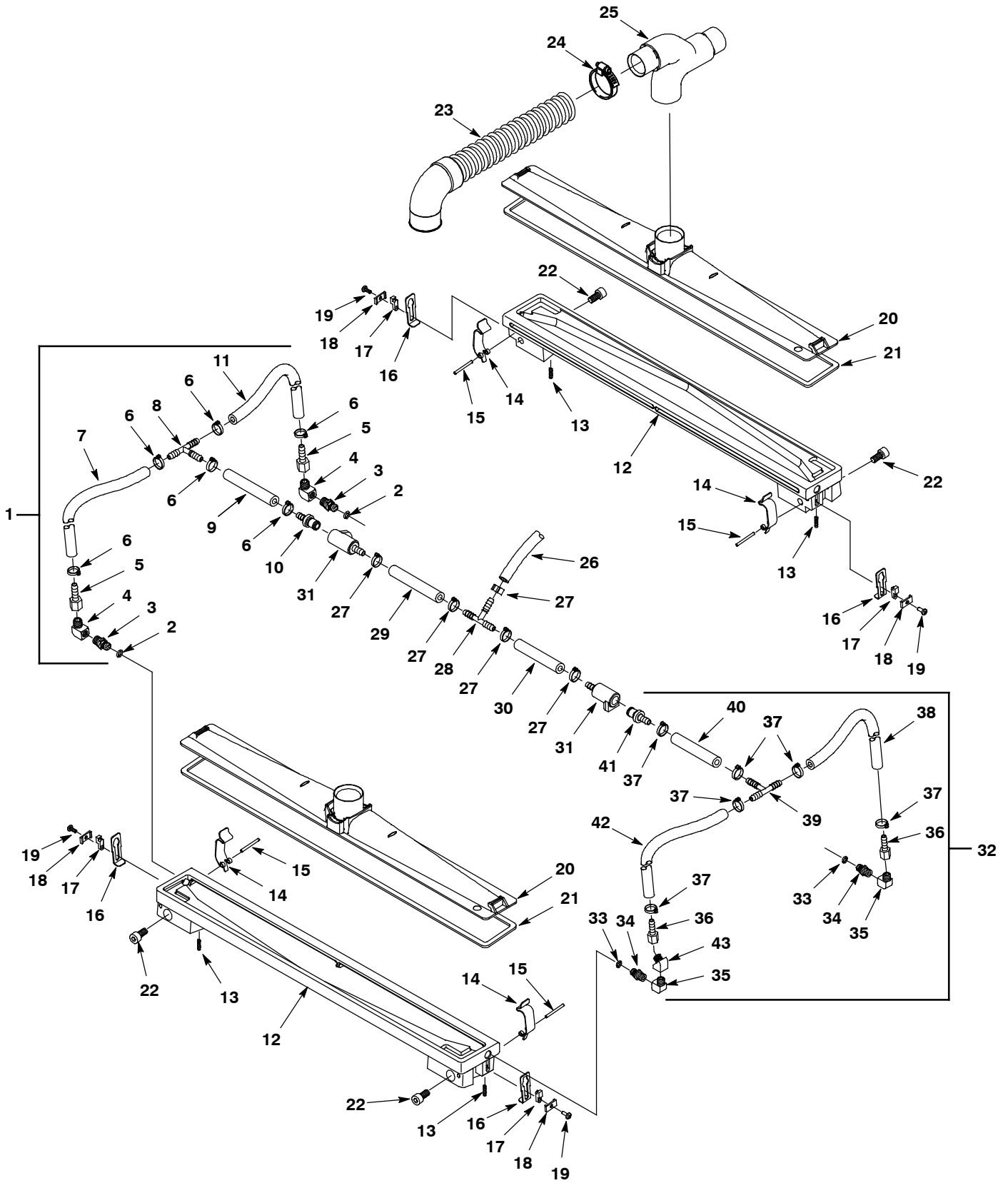
SCRUB HEAD LIFT GROUP

Ref.	Part No.	Serial Number	Description	Qty.
1	606404	(00000000-) Diode, Assy W/ Ring Terminals	1
2	08708	(00000000-) Nut, Hex, Lock, M6 X 1.00, NI	2
3	32490	(00000000-) Washer, Flat, 0.25, Std	2
4	605905	(00000000-) Solenoid, 24vdc 125a 050ohm	1
5	1020341	(00000000-) Screw, Hex, M8 X 1.25 X 20, Ss, Sems	4
6	1050454	(00000000-) Actuator, 24vdc, 02.8strk, 0600lb	1
7	29558	(00000000-) Pin, Clevis, 0.37d X 1.50l	1
8	32520	(00000000-) Nut, Hex, Jam, .25-20	1
9	140016	(00000000-) Washer, Lock, Split, 0.25, Ss	1
10	41702	(00000000-) Rod, Thrd, Full, .25-20 01.5l	1
11	76062	(00000000-) Stand-Off, Wir, M6, Insulator, Panel	1
12	606523	(00000000-) Bracket, Contactor	1
13	1010154	(00000000-) Bracket, Mtg, Actuator	1
14	606521	(00000000-) Label, Gen Hzrd	1
15	1014611	(00000000-) Bracket, Hose, Vacuum, Soltn Tank	1
16	611049	(00000000-) Bracket, Sppt, Rh	1
17	01685	(00000000-) Washer, Flat, 0.38b 0.88d .08, Ss	4
18	1020341	(00000000-) Screw, Hex, M8 X 1.25 X 20, Ss, Sems	5
19	1015852	(00000000-) Screw, Hex, M8 X 1.25 X 25, NI, FI, Ss	3
20	08709	(00000000-) Nut, Hex, Lock, M8 X 1.25, NI	1
21	140314	(00000000-) Clamp, Cable, Stl, 0.75d X 0.75w, 1hole	2
22	1006263	(00000000-) Bolt, Shld, .50d X 3.25, .38-16, PI	1
23	607920	(00000000-) Spring, Cmpr, 0.70od 1.0wir 01.0l, Mw	2
24	607568	(00000000-) Washer, P/M, 1.500d, 0.500b 0.25l Bnz	2
25	608198	(00000000-) Roller, Linkage, Scb Head	1
26	140046	(00000000-) Washer 1.00x.392x.090 Ss	1
27	59156	(00000000-) Nut, Hex, Lock, .38-16, NI, Ss	1
28	608199	(00000000-) Bracket, Rlr, Head Lift	1
29	1013122	(00000000-) Bracket, Motor, Vacuum [2nd]	1
30	575544000	(00000000-) Screw, Hex, M8 X 1.25 X 80, PI, FI, 8.8	2
31	606056	(00000000-) Tube, 0.32id 0.62od 01.0l, Stl, PI	2
32	32491	(00000000-) Washer, Flat, 0.31, Std	2
33	08709	(00000000-) Nut, Hex, Lock, M8 X 1.25, NI	2
34	222027	(00000000-) Arm, Lift, Head	2
35	02942	(00000000-) Pin, Cotter, Hair, 0.62d .120 Wir	2
36	222210	(00000000-) Pin, Clevis, 0.62d X 2.12l	2
37	630448	(00000000-) Pin, Clevis, 0.50d X 2.25l	1
38	140626	(00000000-) Pin, Cotter, Hair, 0.25d .125 Wir	2

▽ ASSEMBLY

▲ INCLUDED IN ASSEMBLY

READYSACE VACUUM SHOE AND SOLUTION FLUSH LINE GROUP



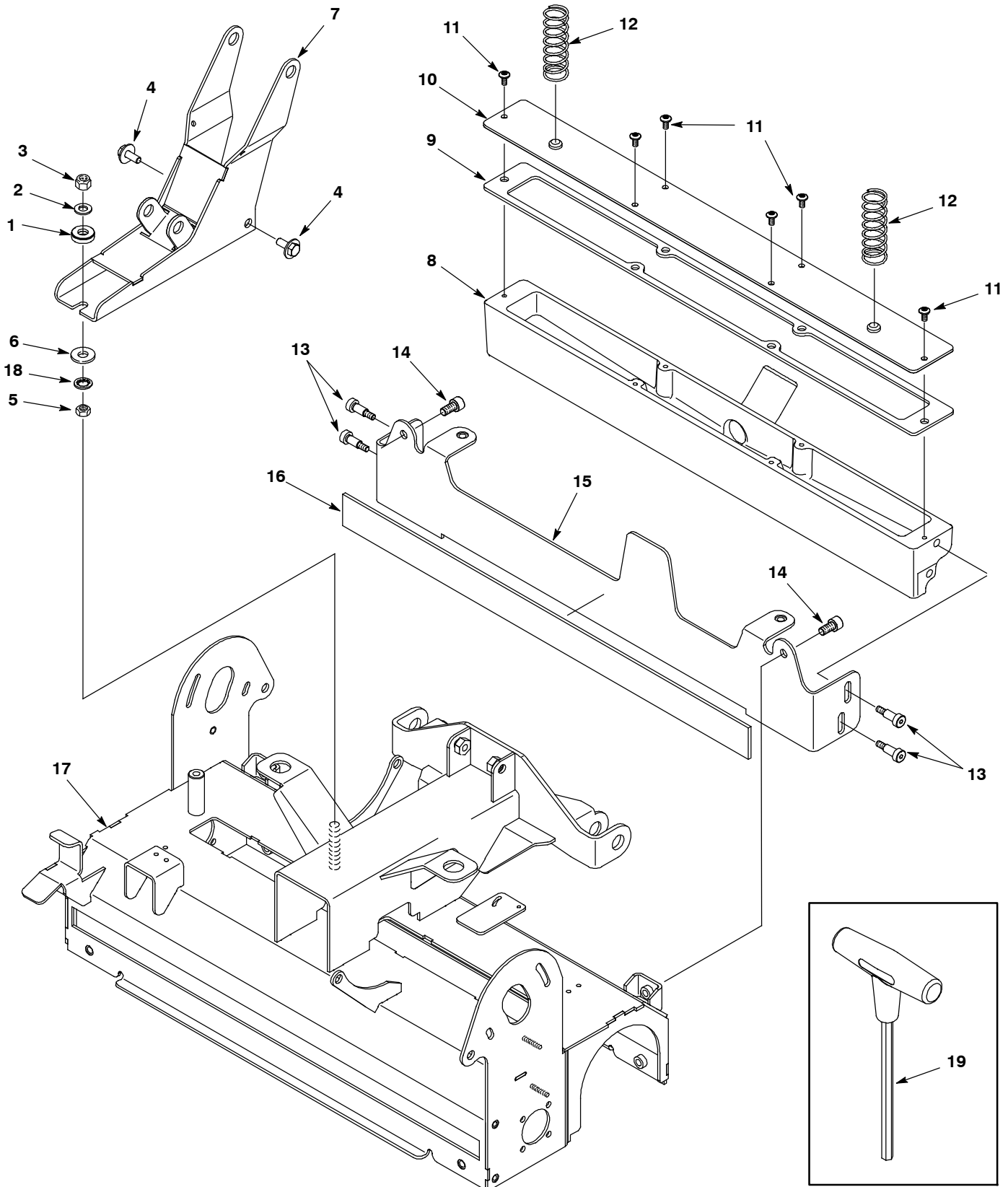
READYSACE VACUUM SHOE AND SOLUTION FLUSH LINE GROUP

Ref.	Part No.	Serial Number	Description	Qty.
▽	1	1021845	(00000000-) Hose Assy, Rh [Readyspace Head]	1
▲	2	1017902	(00000000-) Seal, Org, .070 X 00.24id, 75d [Viton]	2
▲	3	1017841	(00000000-) Fitting, Brs, Tip, Spcl [2505 H1/8vv]	2
▲	4	150407	(00000000-) Fitting, Brs, E90, Pf02/Pm02 [Street]	2
▲	5	150520	(00000000-) Fitting, Brs, Str, Bm04/Pf02	2
▲	6	140325	(00000000-) Clamp, Hose, Ear, 0.50d, Ss	6
▲	7	613428	(00000000-) Hose, Pvc, Brd, 0.25id 0.50od 00.6l,Gray	.50ft
▲	8	150713	(00000000-) Fitting, Plstc, Tee, Bm04/Bm04/Bm04	1
▲	9	613427	(00000000-) Hose, Pvc, Brd, 0.25id 0.50od 03.7l,Gray	.15ft
▲	10	1017317	(00000000-) Fitting, Plstc, Str, Bm04, Cplg, Mal	1
▲	11	606244	(00000000-) Hose, Pvc, Brd, 0.25id 0.50od 16.0l,Gray	1.3ft
▽		1017375	(00000000-) Tool Assy, Rlr [Readyspace]	2
▲	12	1017371	(00000000-) Tool, Vacuum, Str Rlr [Finish Mach'D]	2
▲	13	1017871	(00000000-) Spring, Cmpr, 0.20od .02wir 00.8l	4
▲	14	1027993	(00000000-) Clip, Cover, Vacuum	4
▲	15	1029957	(00000000-) Pin, Roll, .133d X 1.38l, Ss	4
▲	16	1017840	(00000000-) Latch, Retaining, Nozzle	4
▲	17	1017855	(00000000-) Key, Timing, Latch	4
▲	18	1017044	(00000000-) Retainer, Latch	4
▲	19	49697	(00000000-) Screw, Pan, M4 X 0.7 X 10, Ss	4
▲	20	1013075	(00000000-) Cover Assy, Tool, Vacuum, Rlr	2
▲	21	1013045	(00000000-) Gasket, 22.05 X 02.36 X .13, Pyu, Adh	2
	22	49609	(00000000-) Screw, Soc, M8 X 1.25 X 16, 12.9	4
	23	1014171	(00000000-) Hose, Vacuum, 1.50id X 011.8l,1-E90 Cuff	1
	24	11531	(00000000-) Clamp, Hose, Wormdrive, 1.06-2.00d, .56w	1
	25	1017638	(00000000-) Fitting Assy, Pvc, Y, F/1.50 Hose	1
	26	613437	(10314332-) Hose, Pvc, Brd, 0.25id 0.50od 33.0l,Gray	2.7ft
	26	606359	(00000000-10314331) Hose, Pvc, Brd, 0.25id 0.50od 08.0l,Gray	.67ft
	27	140325	(00000000-) Clamp, Hose, Ear, 0.50d, Ss	5
	28	150713	(00000000-) Fitting, Plstc, Tee, Bm04/Bm04/Bm04	1
	29	613429	(00000000-) Hose, Pvc, Brd, 0.25id 0.50od 10.0l,Gray	.83ft
	30	607707	(00000000-) Hose, Pvc, Brd, 0.25id 0.50od 09.5l,Gray	.54ft
	31	1002898	(00000000-) Fitting, Plstc, Str, Bm04, Cplg, Fem	2
▽	32	1021844	(00000000-) Hose Assy, Lh [Readyspace Head]	1
▲	33	1017902	(00000000-) Seal, Org, .070 X 00.24id, 75d [Viton]	2
▲	34	1017841	(00000000-) Fitting, Brs, Tip, Spcl [2505 H1/8vv]	2
▲	35	150407	(00000000-) Fitting, Brs, E90, Pf02/Pm02 [Street]	2
▲	36	150520	(00000000-) Fitting, Brs, Str, Bm04/Pf02	2
▲	37	140325	(00000000-) Clamp, Hose, Ear, 0.50d, Ss	6
▲	38	607307	(00000000-) Hose, Pvc, Brd, 0.25id 0.50od 12.0l,Gray	.92ft
▲	39	150713	(00000000-) Fitting, Plstc, Tee, Bm04/Bm04/Bm04	1
▲	40	613427	(00000000-) Hose, Pvc, Brd, 0.25id 0.50od 03.7l,Gray	.15ft
▲	41	1017317	(00000000-) Fitting, Plstc, Str, Bm04, Cplg, Mal	1
▲	42	613427	(00000000-) Hose, Pvc, Brd, 0.25id 0.50od 03.7l,Gray	.15ft
▲	43	150422	(00000000-) Fitting, Brs, E45, Pf02/Pm02, Str	1

▽ ASSEMBLY

▲ INCLUDED IN ASSEMBLY

EXTRACTION VACUUM SHOE GROUP



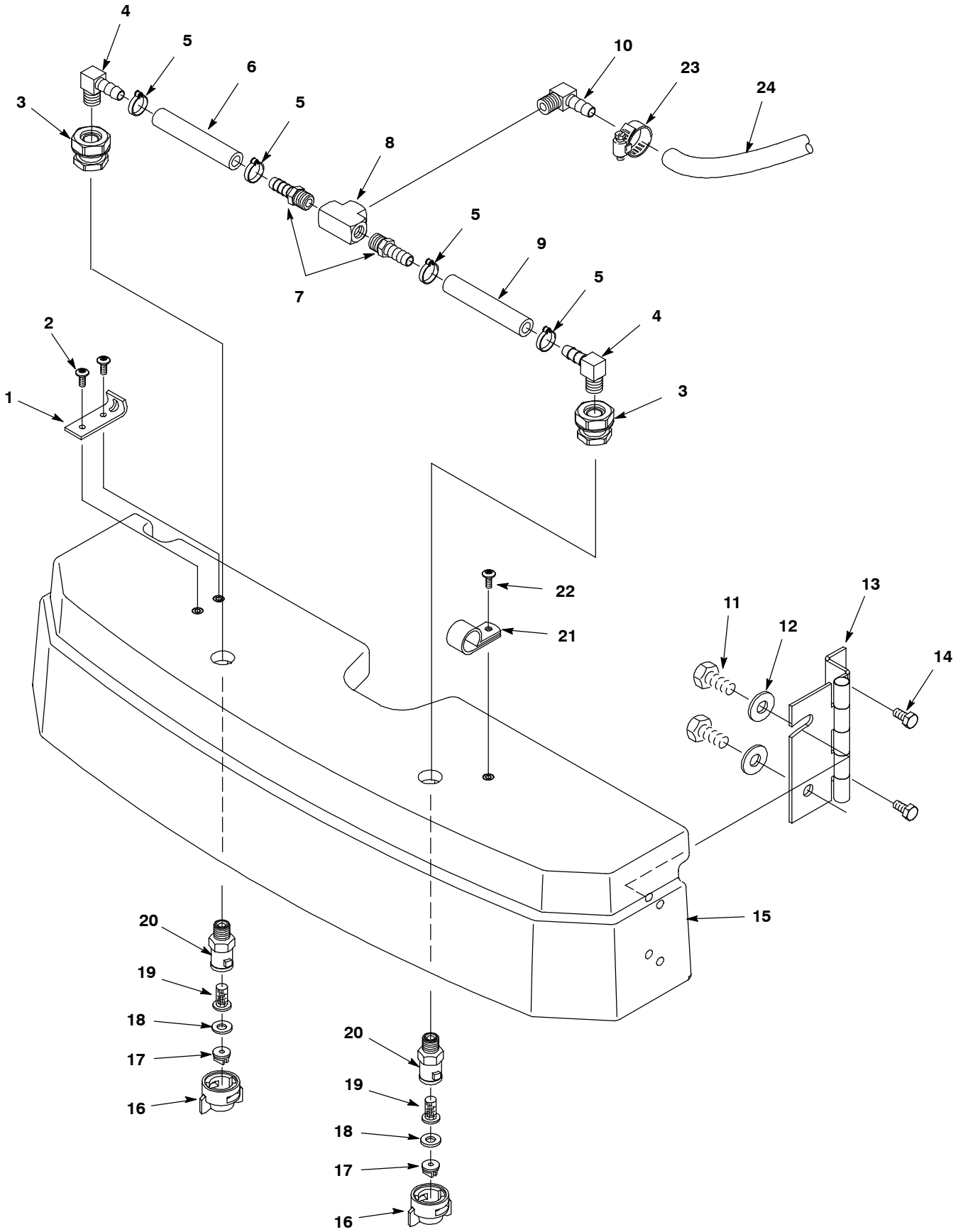
EXTRACTION VACUUM SHOE GROUP

Ref.	Part No.	Serial Number	Description	Qty.	
1	1006925	(00000000-) Washer, Spherical, .88od X .41id X .25th	1	
2	200651019	(00000000-) Washer, Flat, M8.4b X 17d X 1.6 Ss	1	
3	08713	(00000000-) Nut, Hex, Lock, M8 X 1.25, NI, Ss	1	
4	1020341	(00000000-) Screw, Hex, M8 X 1.25 X 20, Ss, Sems	2	
5	07786	(00000000-) Nut, Hex, Std, M8 X 1.25, Ss	1	
6	01685	(00000000-) Washer, Flat, 0.38b 0.88d .08, Ss	1	
7	1012711	(00000000-) Bracket, Mtg, Head	1	
▽	1016835	(00000000-) Tool Assy, Floor [Extractor, Readyspace]	1	
▲	8	1013440	(00000000-) Tool, Pickup, Carpet [Lo-Profile]	1
▲	9	1014090	(00000000-) Gasket, 23.74 X 01.06 X .12, Pyu, Adh	1
▲	10	1012573	(00000000-) Plate, Cover, Carpet Tool [Lo-Pro Cast]	1
▲	11	604930	(00000000-) Screw, Trs, M5 X 0.80 X 10, Phl, Pl, NI	6
▲	12	1013867	(00000000-) Spring, Cmpr, 1.00od .09wir 03.0l	2
▲	13	1014128	(00000000-) Bolt, Shld, 08mmd X 016mm, M06 X 1.0, Ss	4
▲	14	49609	(00000000-) Screw, Soc, M8 X 1.25 X 16, 12.9	2
▲	15	1016725	(00000000-) Bracket, Mtg, Floor Tool [Extractor]	1
▲	16	1017007	(00000000-) Gasket, 22.44 X 01.50 X .13, Neo, Adh	1
	17	1017420	(00000000-) Housing Wldt	1
	18	43952	(00000000-10314331) Washer, Lock, Int, 0.31, Ss	1
	19	1017935	(00000000-) Handle, Key, Hex [T-Handle]	1

▽ ASSEMBLY

▲ INCLUDED IN ASSEMBLY

BUMPER GROUP



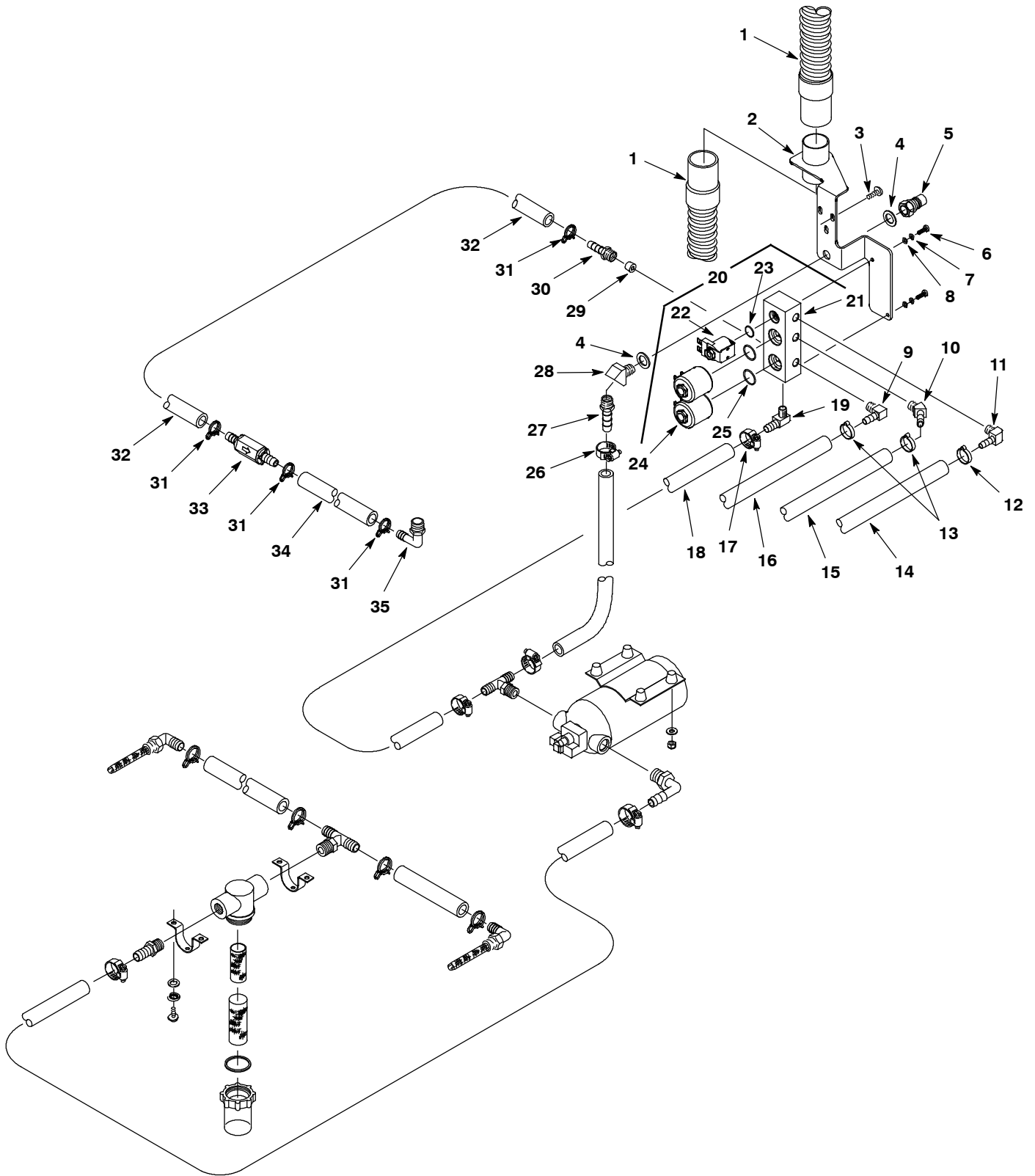
BUMPER GROUP

Ref.	Part No.	Serial Number	Description	Qty.
▽		1017659	(00000000-) Bumper Assy [Readyspace]	1
▲	1	1017470	(00000000-) Bracket, Keeper, Latch, 2 Hole, Yel Pl	1
▲	2	609062	(00000000-) Screw, Trs, M5 X 0.80 X 12, Phl, Ss	2
▲	3	78122	(00000000-) Fitting, Brs, Str, Pf04/Pf04, Bh	2
▲	4	150419	(00000000-) Fitting, Brs, E90, Bm06/Pm04 [Taped]	2
▲	5	140301	(00000000-) Clamp, Hose, Ear, 0.62d	4
▲	6	607415	(00000000-) Hose, Pvc, Brd, 0.38id 0.62od 04.0l,Gray	.31ft
▲	7	150516	(00000000-) Fitting, Brs, Str, Bm06/Pm05	2
▲	8	150706	(00000000-) Fitting, Brs, Tee, Pf04/Pf04/Pf04	1
▲	9	607415	(00000000-) Hose, Pvc, Brd, 0.38id 0.62od 04.0l,Gray	.31ft
▲	10	150419	(00000000-) Fitting, Brs, E90, Bm06/Pm04 [Taped]	1
▲	11	15675	(00000000-) Screw, Hex, M8 X 1.25 X 16, Ss	2
▲	12	01685	(00000000-) Washer, Flat, 0.38b 0.88d .08, Ss	2
▲	13	1016999	(00000000-) Hinge, 6mm Pin 2.5 73.5mmw 100mml, Bent	1
▲	14	09744	(00000000-) Screw, Hex, M6 X 1.0 X 12, Ss	2
▲	15	1028870	(00000000-) Bumper, Bar, Spray, Rm-Bk [Mdpe]	1
▲	16	1022715	(00000000-) Cap, White [Quick-Jet]	2
▲	17	1013917	(00000000-) Fitting, Brs, Tip [11005e]	2
▲	18	575276000	(00000000-) Fitting, Gasket [Quick-Jet]	2
▲	19	575603	(00000000-) Filter, Screen, 024 Mesh, Check Valve	2
▲	20	575281000	(00000000-) Fitting, Spray, Body [Quick-Jet]	2
	21	606727	(00000000-) Clamp, Cable, Stl, 0.62d X 0.38w, 1hole	1
	22	609062	(00000000-) Screw, Trs, M5 X 0.80 X 12, Phl, Ss	1
	23	54333	(00000000-) Clamp, Hose, Wormdrive, 0.31-0.88d, .31w	1
	24	613503	(10314332-) Hose, Pvc, Brd, 0.38id 0.62od 75.0l,Gray	6.0ft
	24	613502	(00000000-10314331) Hose, Pvc, Brd, 0.38id 0.62od 61.9l,Gray	5.1ft

▽ ASSEMBLY

▲ INCLUDED IN ASSEMBLY

SOLUTION GROUP (S/N 10314332-)



SOLUTION GROUP (S/N 10314332-)

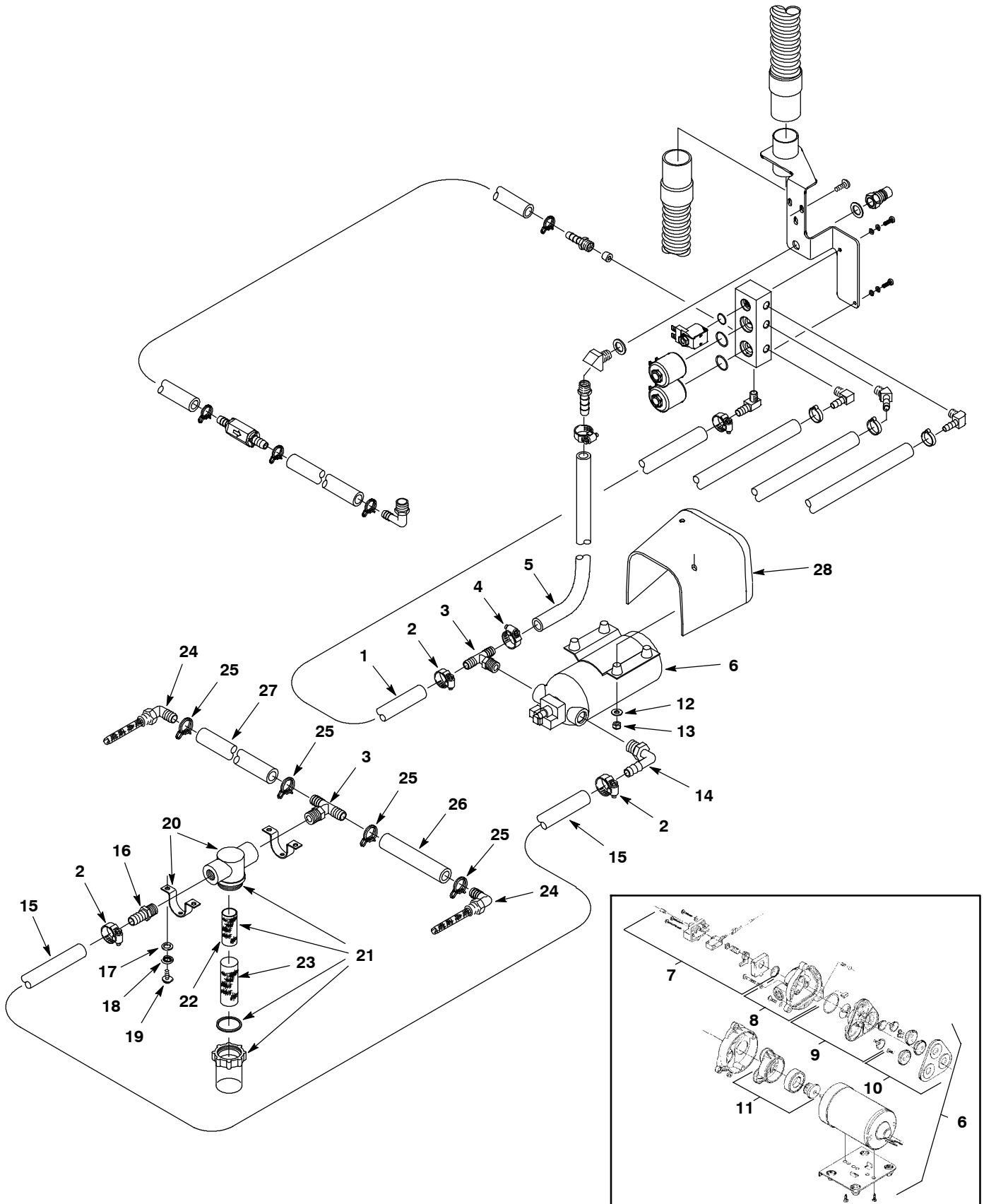
Ref.	Part No.	Serial Number	Description	Qty.	
1	613759	(00000000-) Hose, Vacuum, 1.50id X 034.0l, 2cuff,Clr	2	
2	1030215	(10314332-) Bracket, Hose, Vac, Manifold	1	
3	1019349	(00000000-) Screw, Trs, M6 X 1.00 X 16, Ss, Sems	3	
4	140008	(00000000-) Washer, Flat, 0.57b 1.28d .08, Ss	2	
5	150933	(00000000-) Fitting, Brs, Qdc, Pm04 [Ser60]	1	
6	578201000	(10314332-) Screw, Pan, #10-32 X 0.50, Phl, Pl	2	
7	1026457	(10314332-) Washer, Lock, Split, M5, Ss	2	
8	140011	(10314332-) Washer, Flat, 0.21b 0.45d .03, Ss	2	
9	150419	(00000000-) Fitting, Brs, E90, Bm06/Pm04 [Taped]	1	
10	605394	(10314332-) Fitting, Brs, E45, Bm06/Pm04 [Taped]	1	
11	150418	(10314332-) Fitting, Brs, E90, Bm04/Pm04	1	
12	140325	(10314332-) Clamp, Hose, Ear, 0.50d, Ss	1	
13	140301	(00000000-) Clamp, Hose, Ear, 0.62d	2	
14	613437	(10314332-) Hose, Pvc, Brd, 0.25id 0.50od 33.0l,Gray	2.7ft	
15	613503	(10314332-) Hose, Pvc, Brd, 0.38id 0.62od 75.0l,Gray	6.0ft	
16	613495	(10314332-) Hose, Pvc, Brd, 0.38id 0.62od 40.0l,Gray	3.4ft	
17	54333	(00000000-) Clamp, Hose, Wormdrive, 0.31-0.88d, .31w	1	
18	606887	(10314332-) Hose, Rbr, Dbl, 0.50id 0.75od 020.5l, Red	1.5ft	
19	1010836	(10314332-) Fitting, Brs, E90, Bm08/Pm04	1	
▽	20	1023693	(10314332-) Valve, Solenoid 24vdc, 3 Station	1
▲	21	1034116	(10314332-) Vr, Block, Manifold	1
▲▽	22	1034114	(10314332-) Vr, Valve, Solenoid, 24vdc [Series 3]	1
▲▲	23	1034115	(10314332-) Vr, Seal, Org, Solenoid [Series 3]	1
▲▽	24	1034112	(10314332-) Vr, Valve, Solenoid Series 6, 24v	2
▲▲	25	1034113	(10314332-) Vr, Seal, Org, Solenoid [Series 6]	2
26	63810	(00000000-) Clamp, Hose, Wormdrive, 0.56-1.06d, .56w	1	
27	150517	(00000000-) Fitting, Brs, Str, Bm08/Pm04 [Taped]	1	
28	150403	(00000000-) Fitting, Brs, E45, Pf04/Pm04 [Taped]	1	
29	1013823	(00000000-) Plug, Pipe, Ss 1/8npt W/ Hole	1	
30	150016	(00000000-) Fitting, Brs, Str, Bm06/Pf02, Spcl	1	
31	607775	(00000000-) Clamp, Hose, Wir, .63 - .66, Blk	4	
32	613444	(10314332-) Hose, Pyu, Clr, 0.38id 0.62od 020.0l	1.7ft	
33	210044	(00000000-) Valve, Check, 0001psi Bm06/Bm06	1	
34	606885	(10314332-) Hose, Pyu, Clr, 0.38id 0.62od 007.5l	.42ft	
35	150412	(00000000-) Fitting, Plstc, E90, Bm06/Pm06	1	

▽ ASSEMBLY

▲ INCLUDED IN ASSEMBLY

SOLUTION GROUP - CONT'D (S/N 10314332-

)



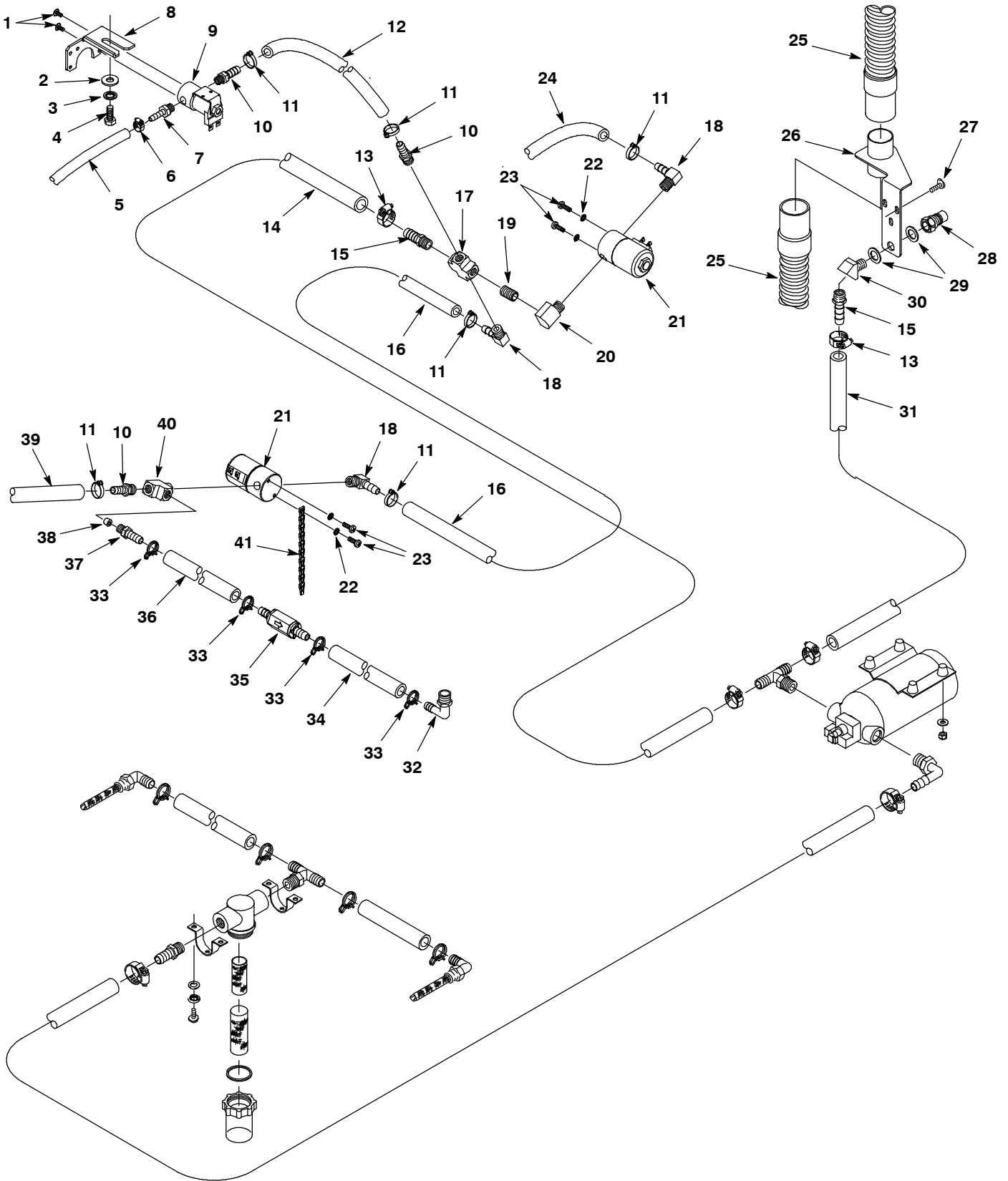
SOLUTION GROUP - CONT'D (S/N 10314332-)

Ref.	Part No.	Serial Number	Description	Qty.	
1	606887	(10314332-) Hose, Rbr, Dbl, 0.50id 0.75od 020.5l, Red	1.5ft	
2	54333	(10314332-) Clamp, Hose, Wormdrive, 0.31-0.88d, .31w	3	
3	605046	(00000000-) Fitting, Plstc, Tee, Bm08/Bm08/Pm06, Run	2	
4	63810	(00000000-) Clamp, Hose, Wormdrive, 0.56-1.06d, .56w	1	
5	613961	(00000000-) Hose, Rbr, Dbl, 0.50id 0.75od 11.0l, Red	.85ft	
▽	6	603031	(00000000-) Pump, Soltn, Ele, 24vdc, 100psi	1
▲	7	190129	(00000000-) Switch, Press, Soltn Pump	1
▲	7	190172	(00000000-) Switch Kit, 80-100psi [Viton]	1
▲	7	190134	(00000000-) Diaphragm, Switch [Shurflo]	1
▲	8	190128	(00000000-) Housing Kit, Upper	1
▲	8	190124	(00000000-) Valve Kit, Check, Replmt	1
▲	9	190171	(00000000-) Valve Kit [Viton]	1
▲	10	190131	(00000000-) Service Kit [Shurflo]	1
▲	11	190130	(00000000-) Housing Kit, Lower [94-385-03]	1
	12	19066	(00000000-) Washer, Flat, #10	2
	13	140552	(00000000-) Nut, Hex, Lock, #10-24, NI, Ss	2
	14	1017532	(00000000-) Fitting, Plstc, E90, Bm08/Pm06	1
	15	608176	(00000000-) Hose, Pvc, Wir, 0.50id 0.75od 015.0l,Clr	.96ft
	16	14884	(00000000-) Fitting, Brs, Str, Bm08/Pm06 [Taped]	1
	17	140011	(00000000-) Washer, Flat, 0.21b 0.45d .03, Ss	4
	18	1026457	(00000000-) Washer, Lock, Split, M5, Ss	4
	19	09200	(00000000-) Screw, Pan, Phl, M5 X 0.80 X 12, Ss	4
	20	605056	(00000000-) Bracket, Mtg, Fltr	2
▽	21	1007428	(00000000-) Filter, Screen, 080 Mesh, Ss Bowl, Pf06	1
▲	22	180632	(00000000-) Filter, Screen, In-Line Strainer	1
	23	180638	(00000000-) Filter, Screen, 125 Mesh, Sleeve, Nyl	1
	24	1006924	(00000000-) Filter, Soltn, W/ E90 Ftg	2
	25	607776	(00000000-) Clamp, Hose, Wir, .73 - .77, Silver	4
	26	613514	(00000000-) Hose, Pvc, Clr, 0.50id 0.75od 004.1l	.29ft
	27	613519	(00000000-) Hose, Pvc, Clr, 0.50id 0.75od 008.5l	.71ft
	28	1028369	(00000000-) Cover, Pump [Tnv 1610]	1

▽ ASSEMBLY

▲ INCLUDED IN ASSEMBLY

SOLUTION GROUP (S/N 0000000-10314331)



SOLUTION GROUP (S/N 00000000-10314331)

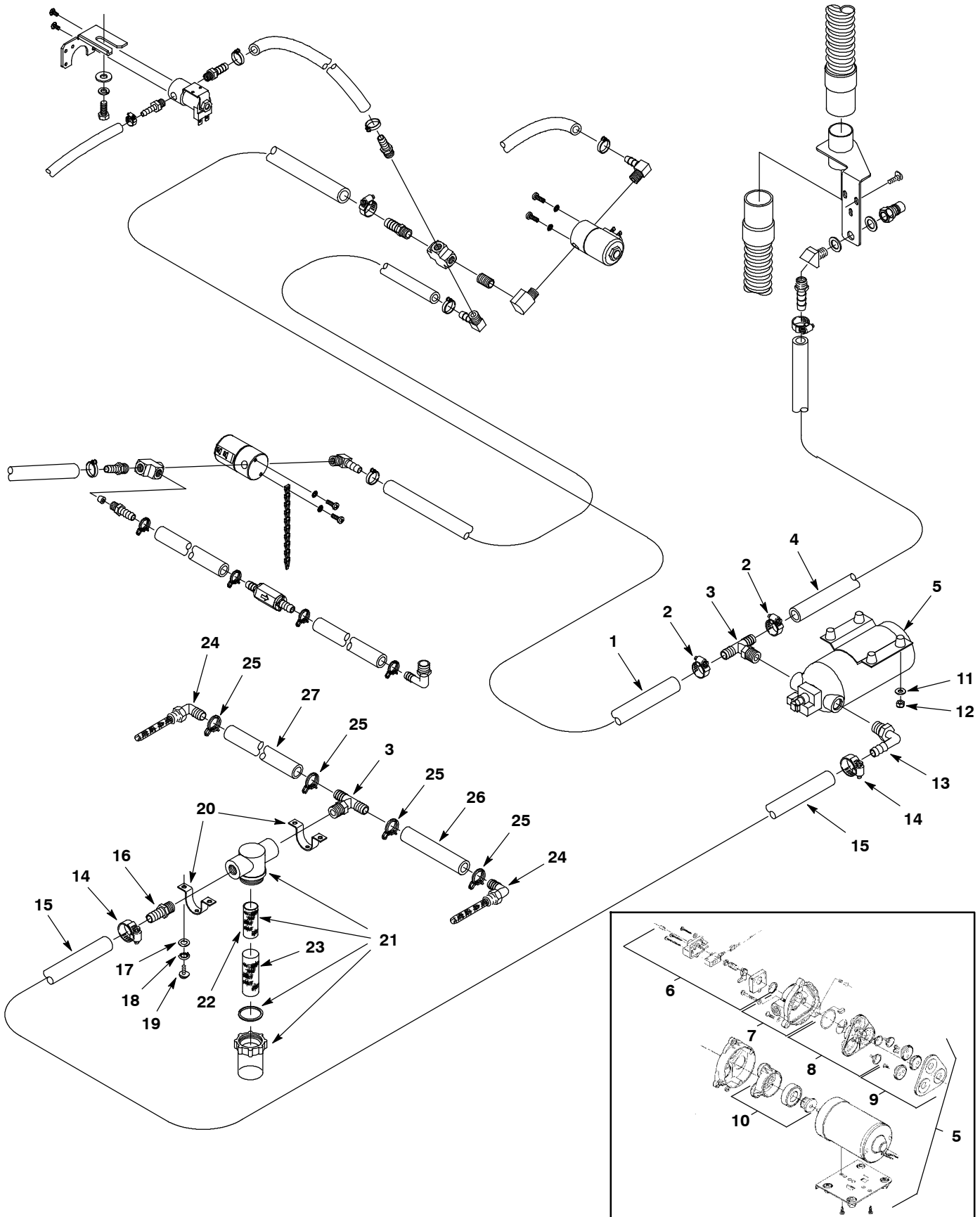
Ref.	Part No.	Serial Number	Description	Qty.
1	140801	(00000000-10314331)	Screw, Trs, #08-32 X 0.38, Phl, Ss	2
2	32491	(00000000-10314331)	Washer, Flat, 0.31, Std	1
3	43952	(00000000-10314331)	Washer, Lock, Int, 0.31, Ss	1
4	16931	(00000000-10314331)	Screw, Hex, M8 X 1.25 X 20, 8.8	1
5	606359	(00000000-10314331)	Hose, Pvc, Brd, 0.25id 0.50od 08.0l, Gray	.67ft
6	140325	(00000000-10314331)	Clamp, Hose, Ear, 0.50d, Ss	1
7	150515	(00000000-10314331)	Fitting, Brs, Str, Bm04/Pm04 [Taped]	1
8	606104	(00000000-10314331)	Bracket, Pump, Wand	1
9	607473	(00000000-10314331)	Solenoid, Water, 24vdc [180mopsi]	1
10	150516	(00000000-10314331)	Fitting, Brs, Str, Bm06/Pm05	3
11	140301	(00000000-)	Clamp, Hose, Ear, 0.62d	6
12	613479	(00000000-10314331)	Hose, Pvc, Brd, 0.38id 0.62od 08.0l, Gray	.63ft
13	63810	(00000000-)	Clamp, Hose, Wormdrive, 0.56-1.06d, .56w	4
14	613961	(00000000-10314331)	Hose, Rbr, Dbl, 0.50id 0.75od 11.0l, Red	.67ft
15	150517	(00000000-10314331)	Fitting, Brs, Str, Bm08/Pm04 [Taped]	2
16	613479	(00000000-10314331)	Hose, Pvc, Brd, 0.38id 0.62od 08.0l, Gray	.59ft
17	150700	(00000000-10314331)	Fitting, Brs, Cross, Pf04/Pf04/Pf04/Pf04	1
18	150419	(00000000-10314331)	Fitting, Brs, E90, Bm06/Pm04 [Taped]	3
19	150615	(00000000-10314331)	Fitting, Brs, Str, Pm04, Close, T	1
20	27048	(00000000-10314331)	Fitting, Brs, E90, Pf04/Pm04	1
21	1017436	(00000000-10314331)	Valve, Water, Solenoid, 24vdc 0150psi	2
22	07514	(00000000-10314331)	Washer, Lock, Int, #10, Ss	4
23	140841	(00000000-10314331)	Screw, Pan, #10-32 X 0.62, Phl, Ss	4
24	613502	(00000000-10314331)	Hose, Pvc, Brd, 0.38id 0.62od 61.9l, Gray	5.1ft
25	613759	(00000000-)	Hose, Vacuum, 1.50id X 034.0l, 2cuff, Clr	2
26	1001611	(00000000-10314331)	Bracket, Hose, Vacuum	1
27	1019349	(00000000-)	Screw, Trs, M6 X 1.00 X 16, Ss, Sems	3
28	150933	(00000000-)	Fitting, Brs, Qdc, Pm04 [Ser60]	1
29	140008	(00000000-)	Washer, Flat, 0.57b 1.28d .08, Ss	2
30	150403	(00000000-)	Fitting, Brs, E45, Pf04/Pm04 [Taped]	1
31	613961	(00000000-)	Hose, Rbr, Dbl, 0.50id 0.75od 11.0l, Red	.85ft
32	150412	(00000000-)	Fitting, Plstc, E90, Bm06/Pm06	1
33	607775	(00000000-)	Clamp, Hose, Wir, .63 - .66, Blk	4
34	606885	(00000000-)	Hose, Pyu, Clr, 0.38id 0.62od 007.5l	.63ft
35	210044	(00000000-)	Valve, Check, 0001psi Bm06/Bm06	1
36	606885	(00000000-)	Hose, Pyu, Clr, 0.38id 0.62od 007.5l	.63ft
37	150016	(00000000-)	Fitting, Brs, Str, Bm06/Pf02, Spcl	1
38	1013823	(00000000-)	Plug, Pipe, Ss 1/8npt W/ Hole	1
39	613488	(00000000-10314331)	Hose, Pvc, Brd, 0.38id 0.62od 24.0l, Gray	2.0ft
40	150709	(00000000-10314331)	Fitting, Brs, Tee, Pm04/Pf04/Pf04, Run	1
41	1017986	(00000000-10314331)	Chain, Static, 143mm	1

▽ ASSEMBLY

▲ INCLUDED IN ASSEMBLY

STANDARD PARTS

SOLUTION GROUP - CONT'D (S/N 0000000-10314331)



SOLUTION GROUP - CONT'D (S/N 00000000-10314331)

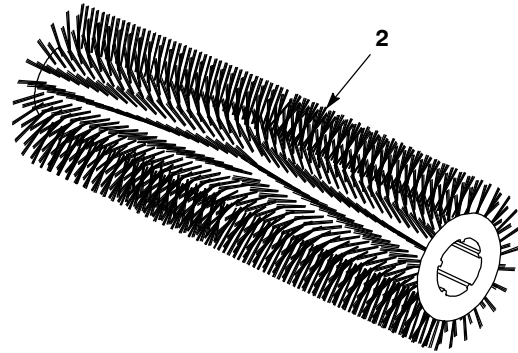
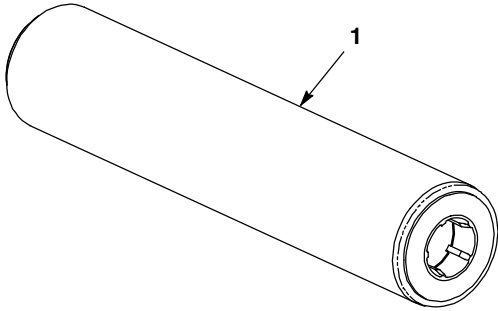
Ref.	Part No.	Serial Number	Description	Qty.	
1	613961	(00000000-10314331)	Hose, Rbr, Dbl, 0.50id 0.75od 11.0l, Red	.67ft	
2	63810	(00000000-)	Clamp, Hose, Wormdrive, 0.56-1.06d, .56w	4	
3	605046	(00000000-)	Fitting, Plstc, Tee, Bm08/Bm08/Pm06, Run	2	
4	613961	(00000000-)	Hose, Rbr, Dbl, 0.50id 0.75od 11.0l, Red	.85ft	
▽	5	603031	(00000000-)	Pump, Soltn, Ele, 24vdc, 100psi	1
▲	6	190129	(00000000-)	Switch, Press, Soltn Pump	1
▲	6	190172	(00000000-)	Switch Kit, 80-100psi [Viton]	1
▲	6	190134	(00000000-)	Diaphragm, Switch [Shurflo]	1
▲	7	190128	(00000000-)	Housing Kit, Upper	1
▲	7	190124	(00000000-)	Valve Kit, Check, Replmt	1
▲	8	190171	(00000000-)	Valve Kit [Viton]	1
▲	9	190131	(00000000-)	Service Kit [Shurflo]	1
▲	10	190130	(00000000-)	Housing Kit, Lower [94-385-03]	1
	11	19066	(00000000-)	Washer, Flat, #10	2
	12	140552	(00000000-)	Nut, Hex, Lock, #10-24, NI, Ss	2
	13	1017532	(00000000-)	Fitting, Plstc, E90, Bm08/Pm06	1
	14	54333	(00000000-)	Clamp, Hose, Wormdrive, 0.31-0.88d, .31w	2
	15	608176	(00000000-)	Hose, Pvc, Wir, 0.50id 0.75od 015.0l,Clr	.96ft
	16	14884	(00000000-)	Fitting, Brs, Str, Bm08/Pm06 [Taped]	1
	17	140011	(00000000-)	Washer, Flat, 0.21b 0.45d .03, Ss	4
	18	1026457	(00000000-)	Washer, Lock, Split, M5, Ss	4
	19	09200	(00000000-)	Screw, Pan, Phl, M5 X 0.80 X 12, Ss	4
	20	605056	(00000000-)	Bracket, Mtg, Fltr	2
▽	21	1007428	(00000000-)	Filter, Screen, 080 Mesh, Ss Bowl, Pf06	1
▲	22	180632	(00000000-)	Filter, Screen, In-Line Strainer	1
	23	180638	(00000000-)	Filter, Screen, 125 Mesh, Sleeve, Nyl	1
	24	1006924	(00000000-)	Filter, Soltn, W/ E90 Ftg	2
	25	607776	(00000000-)	Clamp, Hose, Wir, .73 - .77, Silver	4
	26	613514	(00000000-)	Hose, Pvc, Clr, 0.50id 0.75od 004.1l	.29ft
	27	613519	(00000000-)	Hose, Pvc, Clr, 0.50id 0.75od 008.5l	.71ft

▽ ASSEMBLY

▲ INCLUDED IN ASSEMBLY

STANDARD PARTS

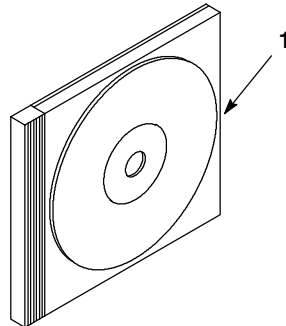
REPLACEMENT ROLLERS AND BRUSHES



Ref.	Part No.	Serial Number	Description	Qty.
1	1013760*	(00000000-) Roller Assy [Soil Transfer]	2
2	1008997*	(00000000-) Brush, Scb, 22l, 10sr, Nyl, Spl	2

* BRUSHES AND ROLLERS NOT AVAILABLE AS A SET OF 2. MUST ORDER 2 SEPARATE PIECES.

MULTI-MEDIA



Ref.	Part No.	Serial Number	Description	Qty.
1	1059837	(00000000-) Media, Dvd, Training, Eng [1610]	1
1	1059846	(00000000-) Media, Dvd, Training, Inter, Eng [1610] (Interactive)	1

WIRE HARNESS GROUP, MAIN (S/N 10243221-)

WIRE LIST

WIRE NO.	AWG	COLOR
1	12	BLACK
2	12	RED
3	18	BLACK
4	18	GRAY
5	18	BLACK
6	12	RED
7	18	BLACK
8	10	RED
9	18	GREEN
10	22	GREEN
11	16	BLACK
12	12	BLUE
13	12	BLACK
14	12	BLUE
15	18	BLACK
16	12	TAN
17	12	BLACK
18	12	TAN
19	12	BLACK
20	18	BLUE
21	10	BLACK
22	18	BLUE
23	18	BLACK
24	18	RED
25	12	BLACK
26	18	YELLOW
27	16	BLACK
28	12	BLUE

WIRE LIST

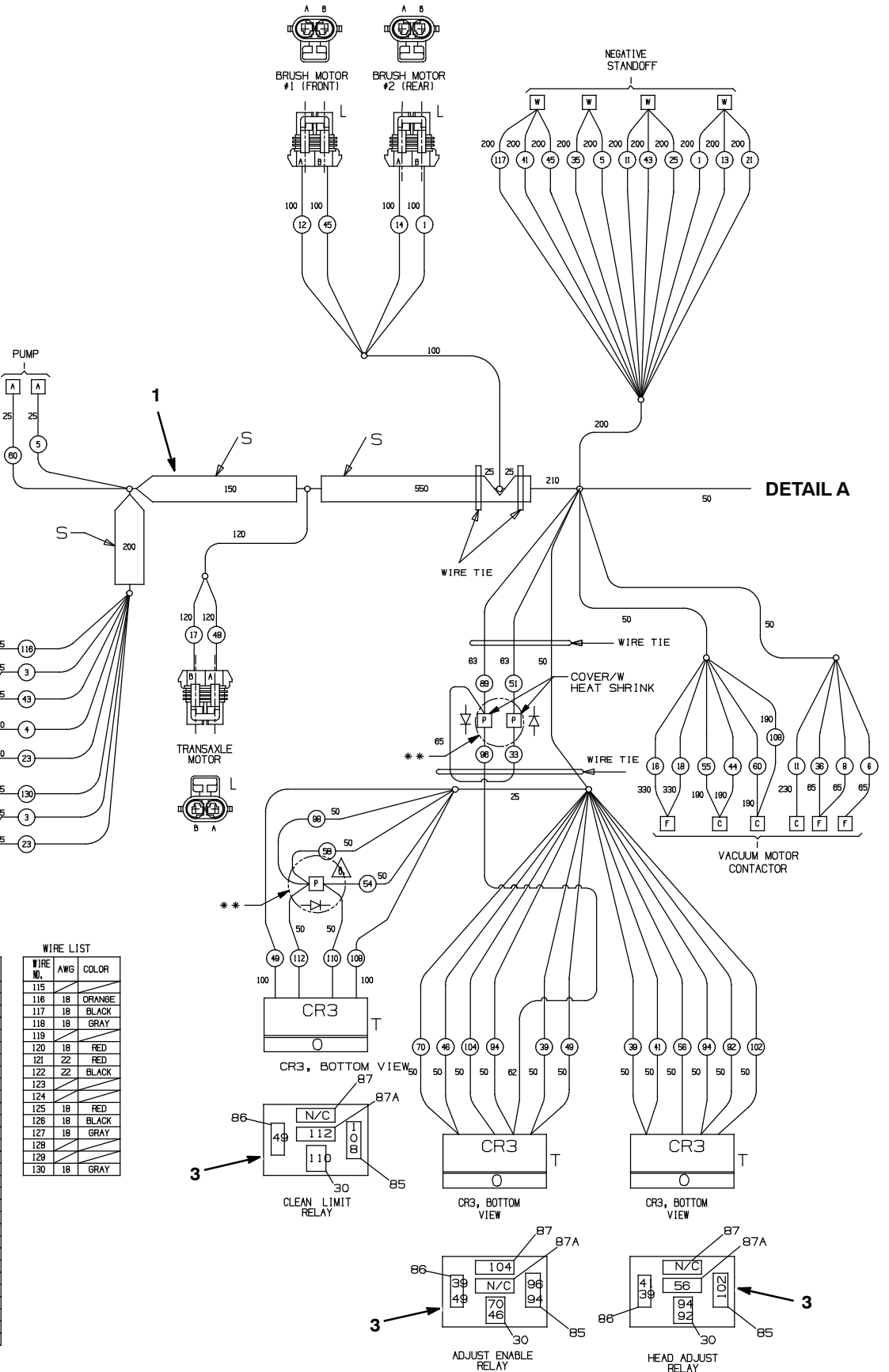
WIRE NO.	AWG	COLOR
29	16	BLACK / WHITE
30	18	RED
31	18	BLACK
32	18	RED
33	18	BLUE
34	18	BLUE
35	10	BLACK
36	10	RED
37	18	BLACK
38	18	RED
39	18	BLACK
40	12	TAN
41	18	BLACK
42	16	GREEN
43	18	BLACK
44	18	YELLOW
45	12	BLACK
46	18	GREEN
47	16	BLACK / WHITE
48	12	RED
49	18	TAN
50	12	TAN
51	18	TAN
52	18	GREEN
53	18	BLACK
54	18	GREEN
55	18	YELLOW
56	18	YELLOW

WIRE LIST

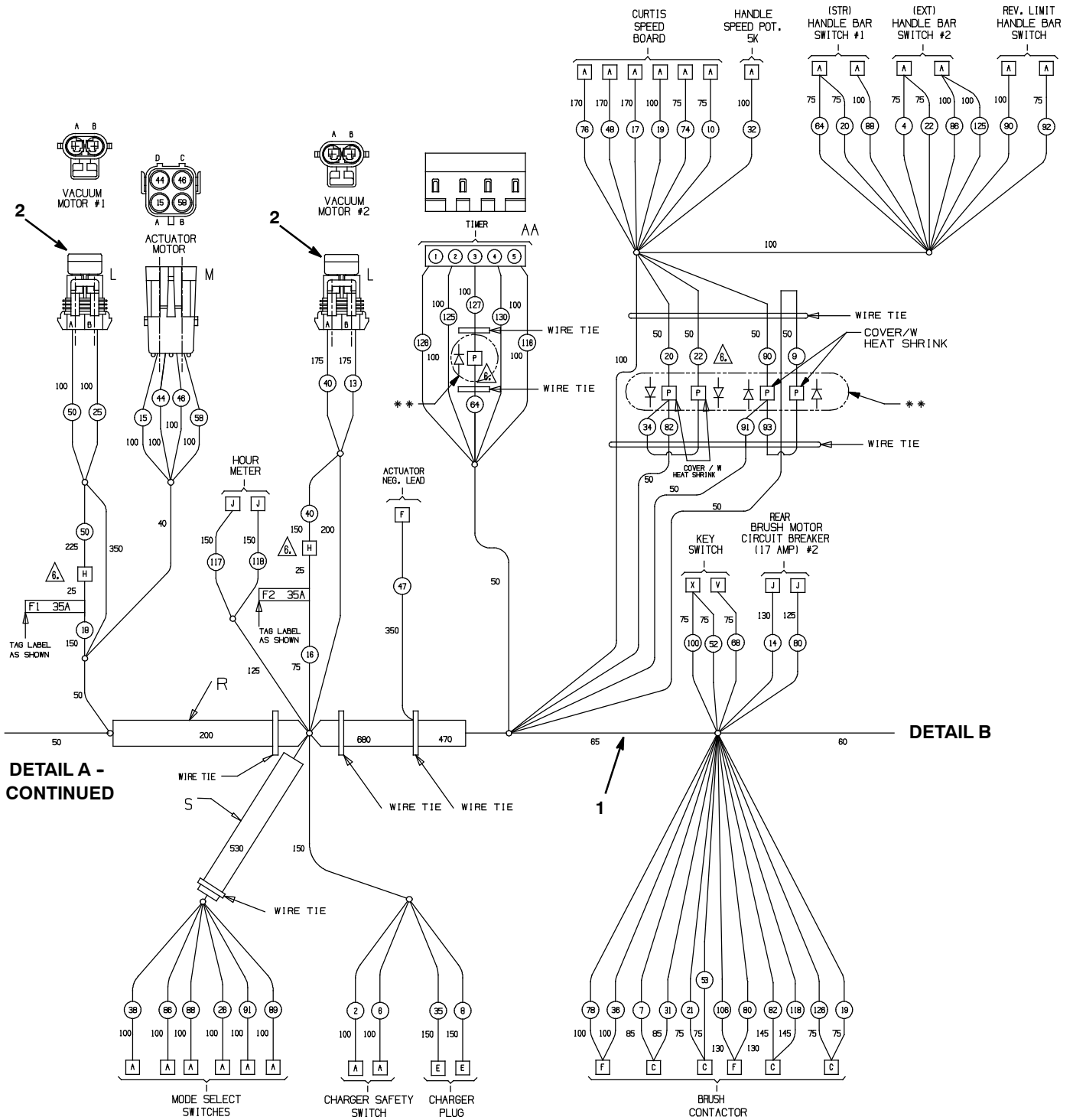
WIRE NO.	AWG	COLOR
57	12	GREEN
58	16	GREEN
59	18	BLUE
60	18	RED
61	18	RED
62	18	RED
63	18	GRAY
64	18	GRAY
65	18	YELLOW
66	18	YELLOW
67	18	YELLOW
68	12	RED
69	16	PURPLE
70	18	PURPLE
71	18	RED
72	18	RED
73	18	RED
74	18	RED
75	18	GREEN
76	12	ORANGE
77	18	RED
78	12	RED
79	18	GREEN
80	12	BLUE
81	18	GREEN
82	18	BLUE
83	18	BLUE
84	18	BLUE

WIRE LIST

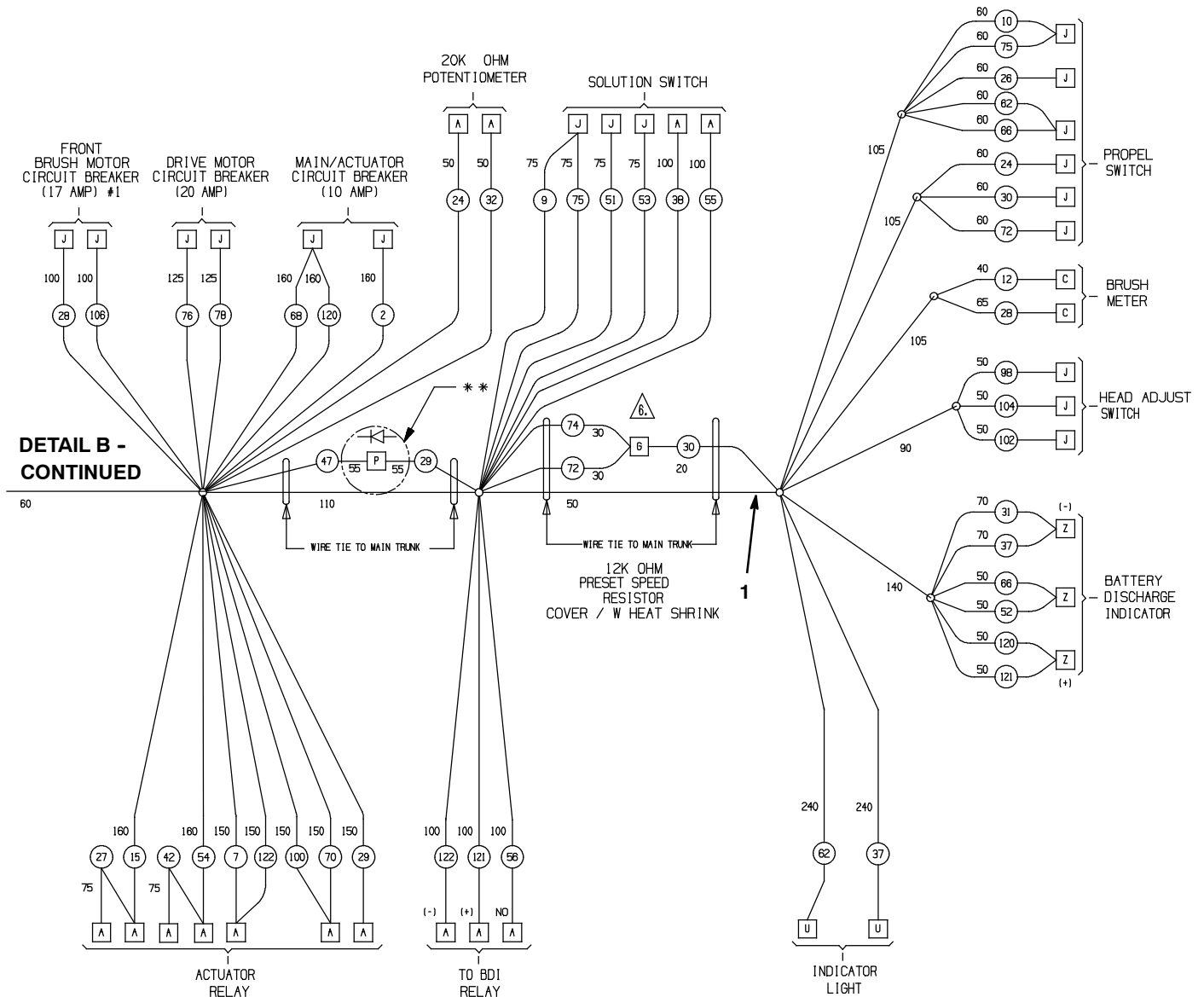
WIRE NO.	AWG	COLOR
85	18	RED
86	18	RED
87	18	RED
88	18	BLUE
89	18	YELLOW
90	18	ORANGE
91	18	YELLOW
92	18	ORANGE
93	18	ORANGE
94	18	YELLOW
95	18	PURPLE
96	18	PURPLE
97	18	GREEN
98	18	GREEN
99	16	GREEN
100	18	GREEN
101	18	PURPLE
102	18	PURPLE
103	18	YELLOW
104	18	PURPLE
105	18	PURPLE
106	12	BLUE
107	18	YELLOW
108	18	YELLOW
109	18	GREEN
110	18	GREEN
111	18	GREEN
112	16	GREEN
113	18	GREEN
114	18	GREEN



WIRE HARNESS GROUP, MAIN - CONT'D (S/N 10243221-)



WIRE HARNESS GROUP, MAIN - CONT'D (S/N 10243221-)



TERMINAL	TERMINAL TYPES & SIZE
K	
J	.250 FEMALE F/I, 90° FLAG, WITH HEAT SHRINK COVERING THE TERMINAL END.
I	
H	35 AMP. FUSE, A70 LITTLE FUSE 257005 USED WITH P.E. MP830 2F BODY# 12033769 (1) TERMINALS# 12033987 (2) COVER# 12033731 (1)
G	12K OHM, 1/2W ± 5%, RESISTOR FULLY INSULATED.
F	5/16" RING INSULATED.
E	CONTACT, SM 5190481
D	
C	#10 RING INSULATED.
B	
A	.250" F/I FEMALE TERMINAL
AA	.150" CONNECTOR 5 RING, LOCKING, AMP PART NUMBER# 840428-5, STRAIN RELIEF AMP PART NUMBER# 843087-5.

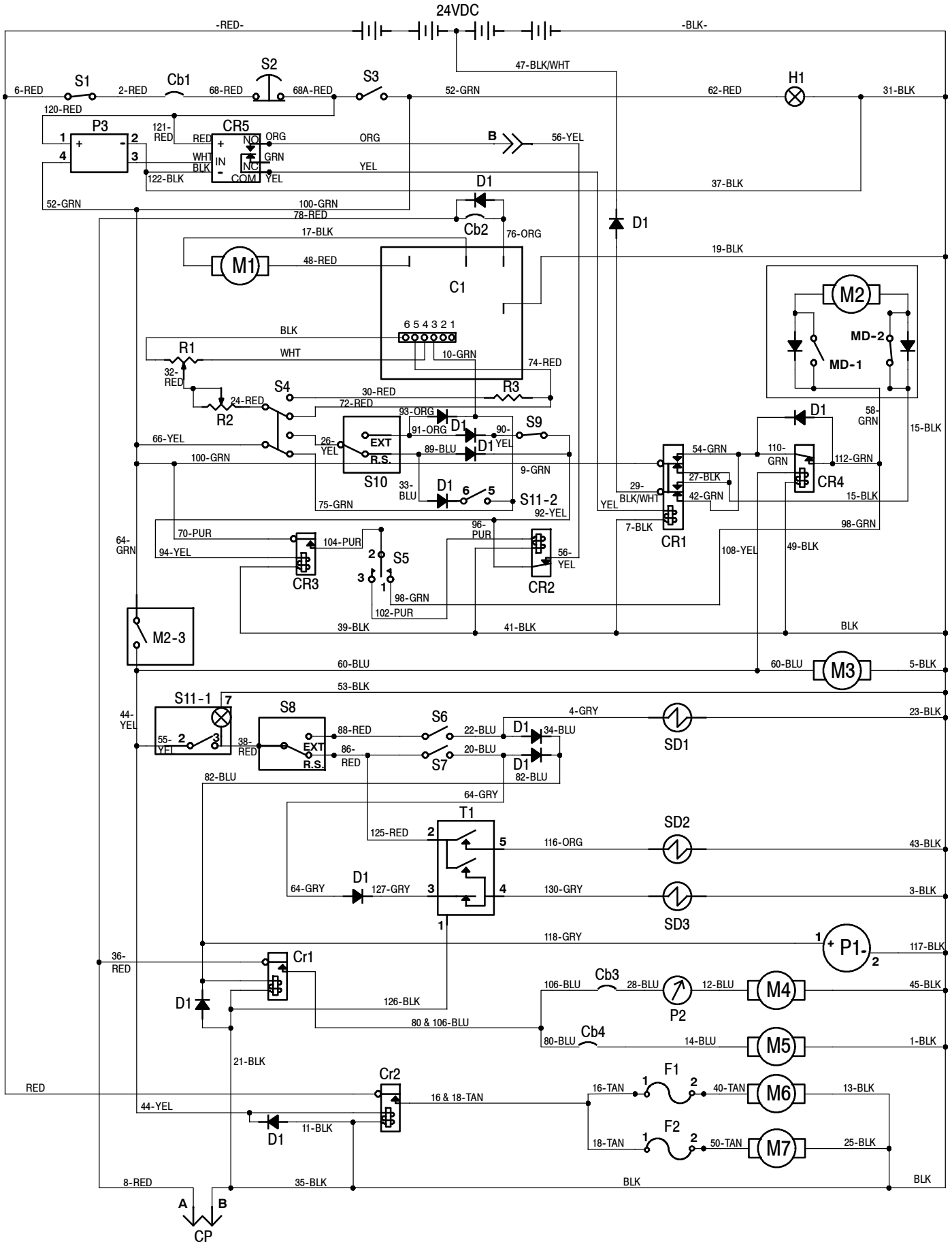
TERMINAL	TERMINAL TYPES & SIZE
R	7/8" (22mm) CORRUGATED SPLIT LOOM (MIDNITE BRAND), I.D. .861"-.867" (21.88 - 22.52mm), O.D. 1.117"-1.142" (28.39 - 29.0mm).
Q	
P	DIODE, M75H, OR VISHAY 6175H 6A, 100V CR1AMP AND SOLDER CONNECTIONS, COVER DIODE & CONNECTIONS WITH HEATSHRINK.
N	
M	PACKARD CONNECTOR, P/N 12015024, WITH WEATHERPACK WALE TERMINAL, 12124592, AND WEATHERPACK CABLE SEAL.
L	PACKARD CONNECTOR SERIES 480, P/N 12052813, WITH FEMALE TERMINAL 12052139, INCLUDE PACKARD CABLE SEALS & TPA.

TERMINAL	TERMINAL TYPES & SIZE
Z	0.1875" X 0.0300" FEMALE TERMINAL (T818H-1), FULLY INSULATED (INSULATION LENGTH NOT TO EXCEED 0.875" MEASURED FROM END OF TERMINAL)
X	CRIMP AND SOLDER WIRES TOGETHER, 1/4" INSULATION STRIPPED WITH FERRO TO FIT MAX. O.D. OF 2.5mm (#14 AWG) WIRE
W	1/4" RING INSULATED
V	1/4" STRIP & TINNED
U	.187" X .020" F/I FEMALE FLAG TERMINAL HEAT SHRINK
T	RELAY SOCKET, BOSCH #3-324-485-008. TERMINAL " " .25F, AMP #42100-2.
S	1/2" CONDUIT CORRUGATED SPLIT LOOM.

Ref.	Part No.	Serial Number	Description	Qty.
▽	1	1024872	(10243221-) Harness, Main, 24vdc [Str, Sol Off]	1
▲	2	1036268	(00000000-) Fuse, Blade, 035a, 32vdc	2
▲	3	49309	(00000000-) Relay, 24vdc, 015a, Spdt No	3

▽ ASSEMBLY
 ▲ INCLUDED IN ASSEMBLY

ELECTRICAL DIAGRAM

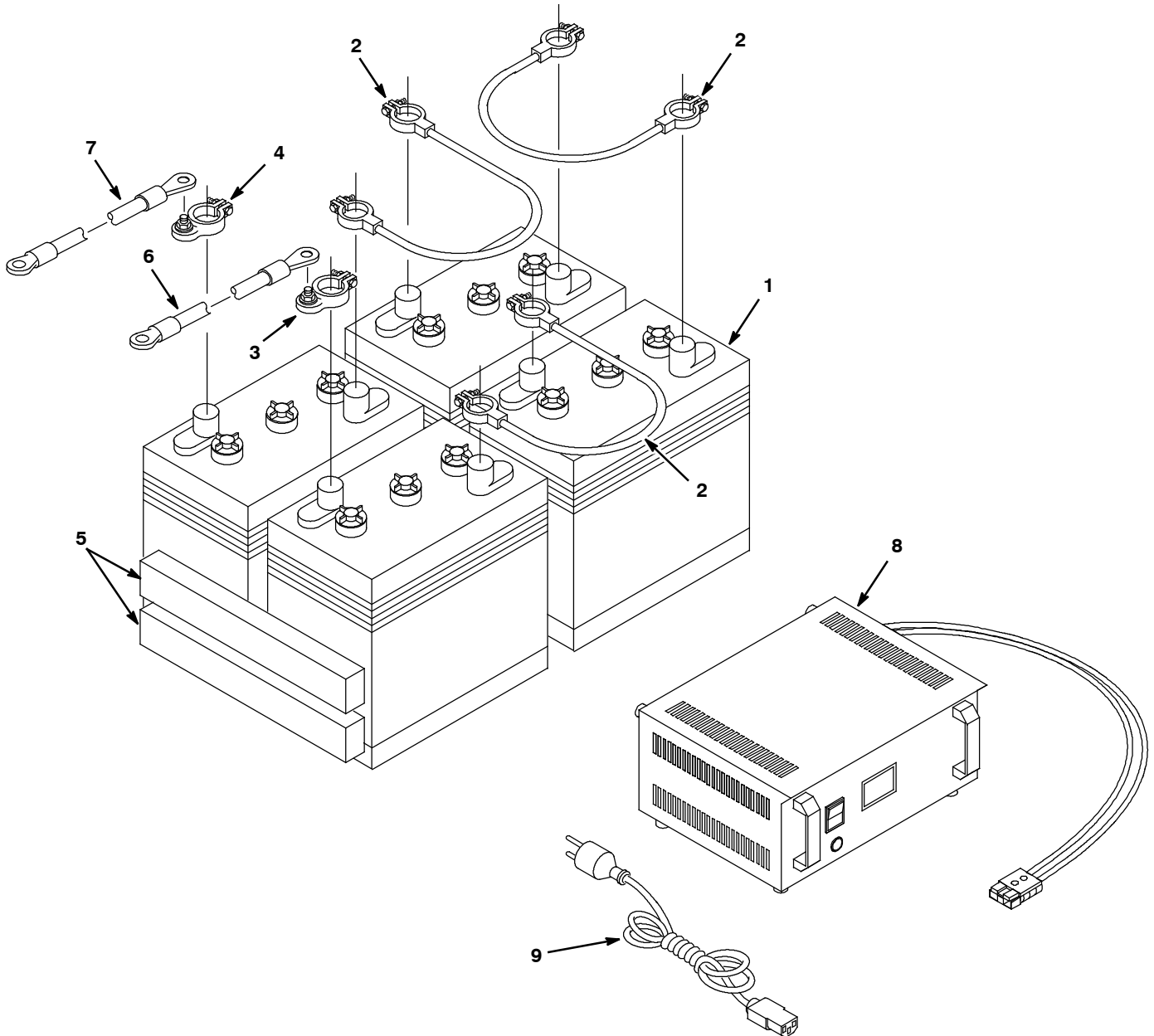


ELECTRICAL DIAGRAM

REF LEGEND

BLK =	Black
GRN =	Green
RED =	Red
WHT =	White
ORG =	Orange
GRY =	Gray
BRN =	Brown
TAN =	Tan
PNK =	Pink
YEL =	Yellow
PUR =	Purple
BLU =	Blue
C1 =	Control, Speed Board
Cb1 =	Circuitbreaker, Main (10a)
Cb2 =	Circuitbreaker, Drive (20a)
Cb3 =	Circuitbreaker, Motor #1 (17a)
Cb4 =	Circuitbreaker, Motor #2 (17a)
CP =	Plug, Charger
CR1 =	Relay, Actuator
CR2 =	Relay, Head Adjust
CR3 =	Relay, Head Adjust, Enable Relay
CR4 =	Relay, Clean Limit
CR5 =	Relay
Cr1 =	Contact, Brush Motor
Cr2 =	Contact, Vacuum Motor
D1 =	Diode
F1 =	Fuse, Vacuum Motor #2 (30a)
F2 =	Fuse, Vacuum Motor #1 (30a)
H1 =	Light, Power Indicator
M1 =	Motor, Drive
M2 =	Motor, Actuator
M2-1 =	Upper Limit Part #1
M2-2 =	Lower Limit Part #1
M2-3 =	Clean Limit Part #2
M3 =	Motor, Pump
M4 =	Motor, Brush #1
M5 =	Motor, Brush #2
M6 =	Motor, Vacuum #1
M7 =	Motor, Vacuum #2
P1 =	Meter, Hour
P2 =	Meter, Brush Pressure
P3 =	Meter, Battery w/low volt
R1 =	Potentiometer (5k)
R2 =	Potentiometer (20k)
R3 =	Potentiometer (12k)
S1 =	Switch, Charger Safety
S2 =	Switch, Power Kill
S3 =	Switch, Main Key
S4 =	Switch, Drive
S5 =	Switch, Head Adjust
S6 =	Switch, Head Roll Ext.
S7 =	Switch, Head Roll R.S.
S8 =	Switch, Mode Select 1
S9 =	Switch, Head Roll Extract Rev.
S10 =	Switch, Mode Select 2
S11-1 =	Switch, Solution Part 1
S11-2 =	Switch, Solution Part 2
SD1 =	Solenoid, Extractor
SD2 =	Solenoid, Flush
SD2 =	Solenoid, STR

SEMI TRACTION BATTERY GROUP, 6V/180AH/5H

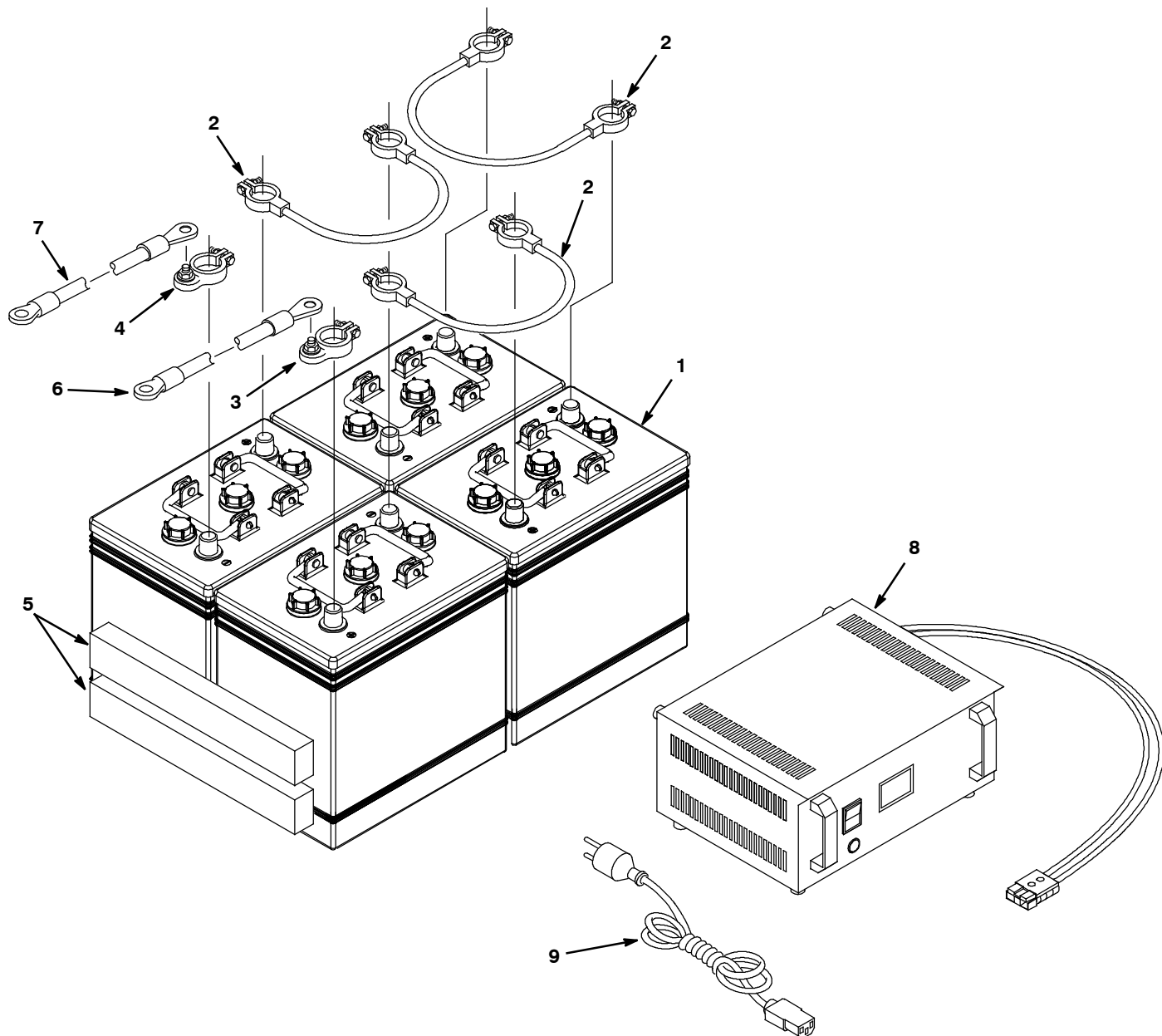


Ref.	Part No.	Serial Number	Description	Qty.	
▽	994233	(00000000-) Battery Kit [Semi Tr 4x6v/180ah/5h]	1	
▲	1	1041456	(00000000-) Battery, 06vdc 0185ah [5h, T105ap]	4
▲	2	99343	(00000000-) Cable, Battery, 16mm2 0290l Blk, 2clamp	3
▲	3	93580	(00000000-) Clamp, Post, Battery, Positive	1
▲	4	93581	(00000000-) Clamp, Post, Battery, Negative	1
▲	5	630375	(00000000-) Spacer, Battery, Foam, 1.25 X 3.3 X 13.7	2
	6	602872	(00000000-) Cable, Battery, .31 X .38 [#6redx28.0]	1
	7	602871	(00000000-) Cable, 06ga 24.0l Blk .25ring /.31ring	1
▽	8	1041701	(00000000-) Charger, 24vdc 25a, Wet [Bc7 Sb50r]	1
▲	9	1043746	(00000000-) Cable, Charger Eu Bc5 & 7	1
	9	1041716	(00000000-) Cable, Charger Uk, Bc5 Bc7 (For UK Only - Not Included With Charger 1041701)	1

▽ ASSEMBLY

▲ INCLUDED IN ASSEMBLY

TRACTION BATTERY GROUP, 6V/175AH/5H

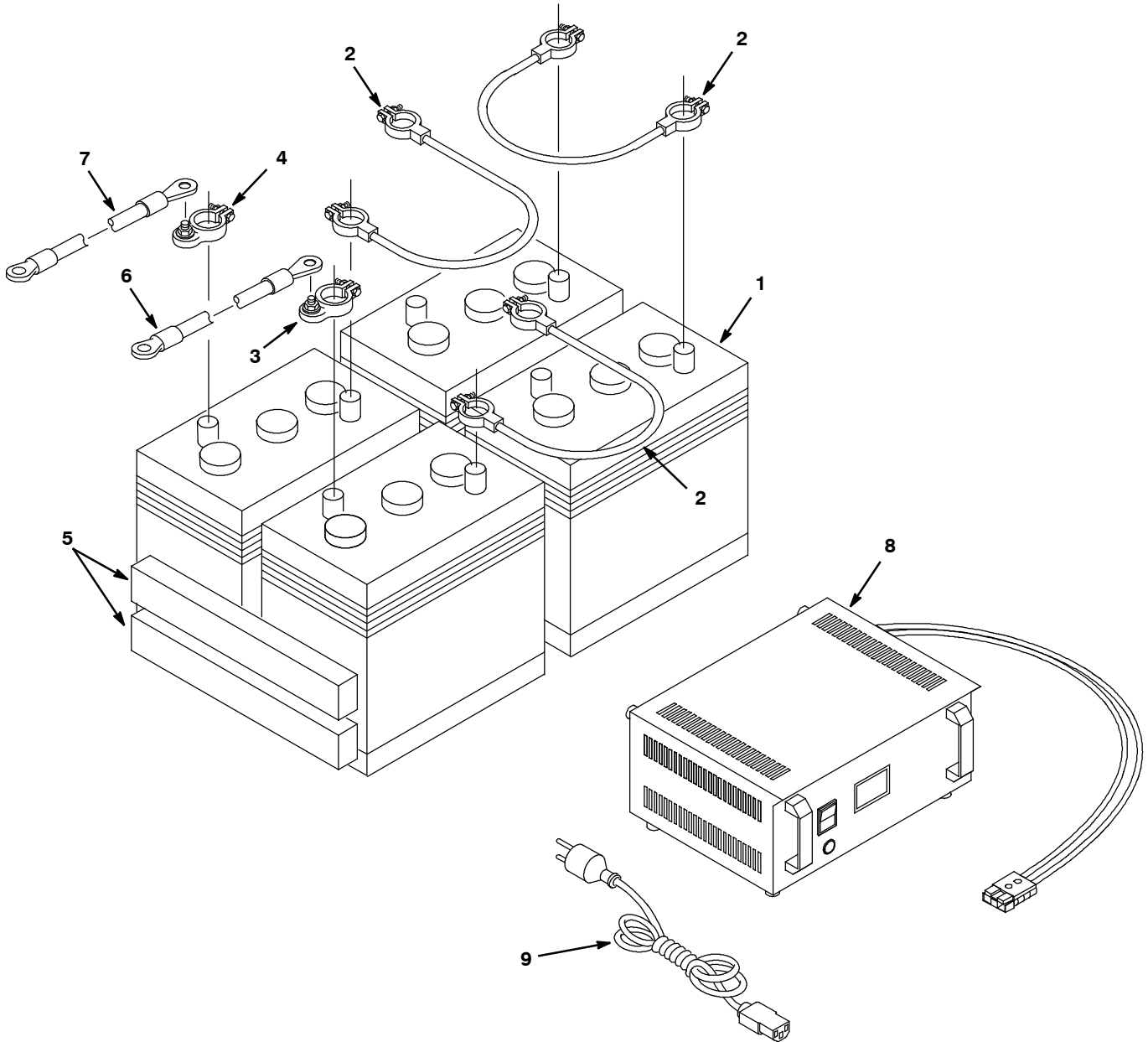


Ref.	Part No.	Serial Number	Description	Qty.	
▽	994254	(00000000-) Battery Kit [Tract Monoblocs 4x6v/175ah]	1	
▲	1	1041460	(00000000-) Battery, 06vdc 0175ah [5h, 6tp175]	4
▲	2	99343	(00000000-) Cable, Battery, 16mm2 0290l Blk, 2clamp	3
▲	3	93580	(00000000-) Clamp, Post, Battery, Positive	1
▲	4	93581	(00000000-) Clamp, Post, Battery, Negative	1
▲	5	630375	(00000000-) Spacer, Battery, Foam, 1.25 X 3.3 X 13.7	2
	6	602872	(00000000-) Cable, Battery, .31 X .38 [#6redx28.0]	1
	7	602871	(00000000-) Cable, 06ga 24.0l Blk .25ring /.31ring	1
▽	8	1041701	(00000000-) Charger, 24vdc 25a, Wet [Bc7 Sb50r]	1
▲	9	1043746	(00000000-) Cable, Charger Eu Bc5 & 7	1
	9	1041716	(00000000-) Cable, Charger Uk, Bc5 Bc7 (For UK Only - Not Included With Charger 1041701)	1

▽ ASSEMBLY

▲ INCLUDED IN ASSEMBLY

MAINTENANCE FREE BATTERY GROUP, 6V/165AH/5H

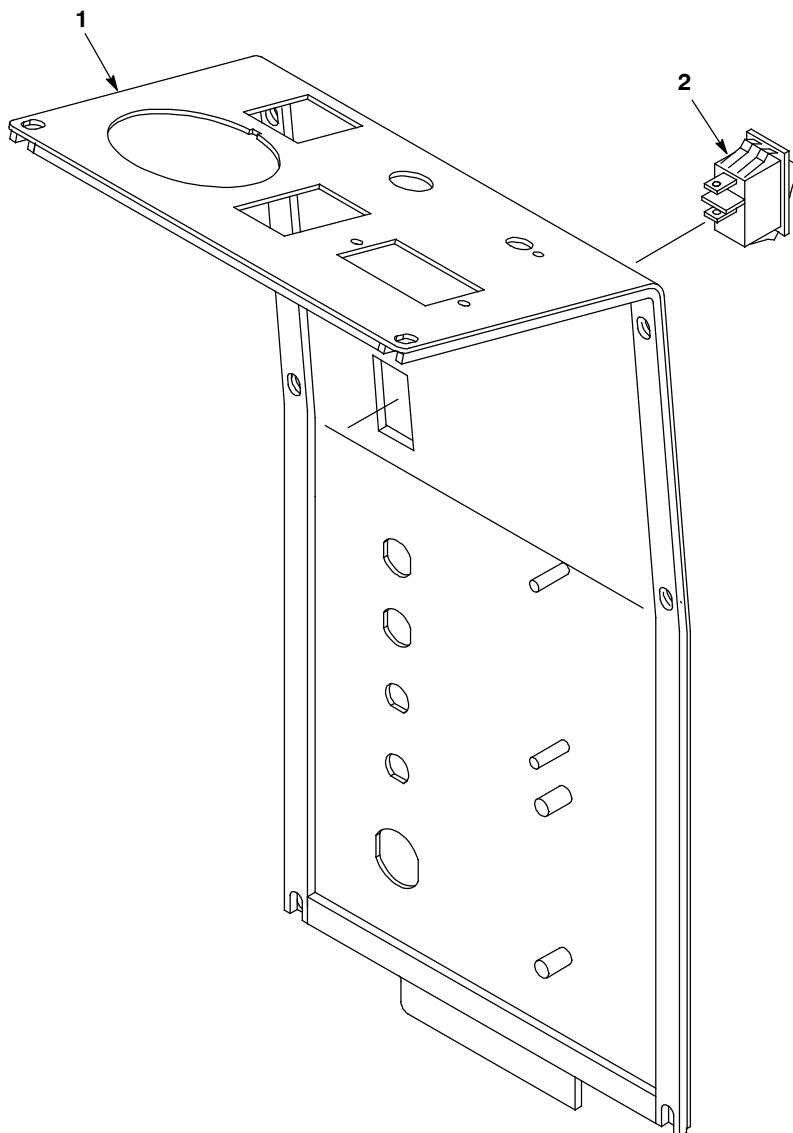


Ref.	Part No.	Serial Number	Description	Qty.
▽	1	994242	(00000000-) Battery Kit, Dry [Monoblocs 4x6v/165ah]	1
▲	1	994202	(00000000-) Battery, 06vdc 0165ah [5h, Gf061602]	4
▲	2	99343	(00000000-) Cable, Battery, 16mm2 0290l Blk, 2clamp	3
▲	3	93580	(00000000-) Clamp, Post, Battery, Positive	1
▲	4	93581	(00000000-) Clamp, Post, Battery, Negative	1
▲	5	630375	(00000000-) Spacer, Battery, Foam, 1.25 X 3.3 X 13.7	2
	6	602872	(00000000-) Cable, Battery, .31 X .38 [#6redx28.0]	1
	7	602871	(00000000-) Cable, 06ga 24.0l Blk .25ring /.31ring	1
▽	8	1041691	(00000000-) Charger, 24vdc 25a [Bc7 Mf Sb50r]	1
▲	9	1043746	(00000000-) Cable, Charger Eu Bc5 & 7	1
	9	1041716	(00000000-) Cable, Charger Uk, Bc5 Bc7 (For UK Only - Not Included With Charger 1041691)	1

▽ ASSEMBLY

▲ INCLUDED IN ASSEMBLY

KIT, SOLUTION SWITCH (S/N 00000000-10243220)

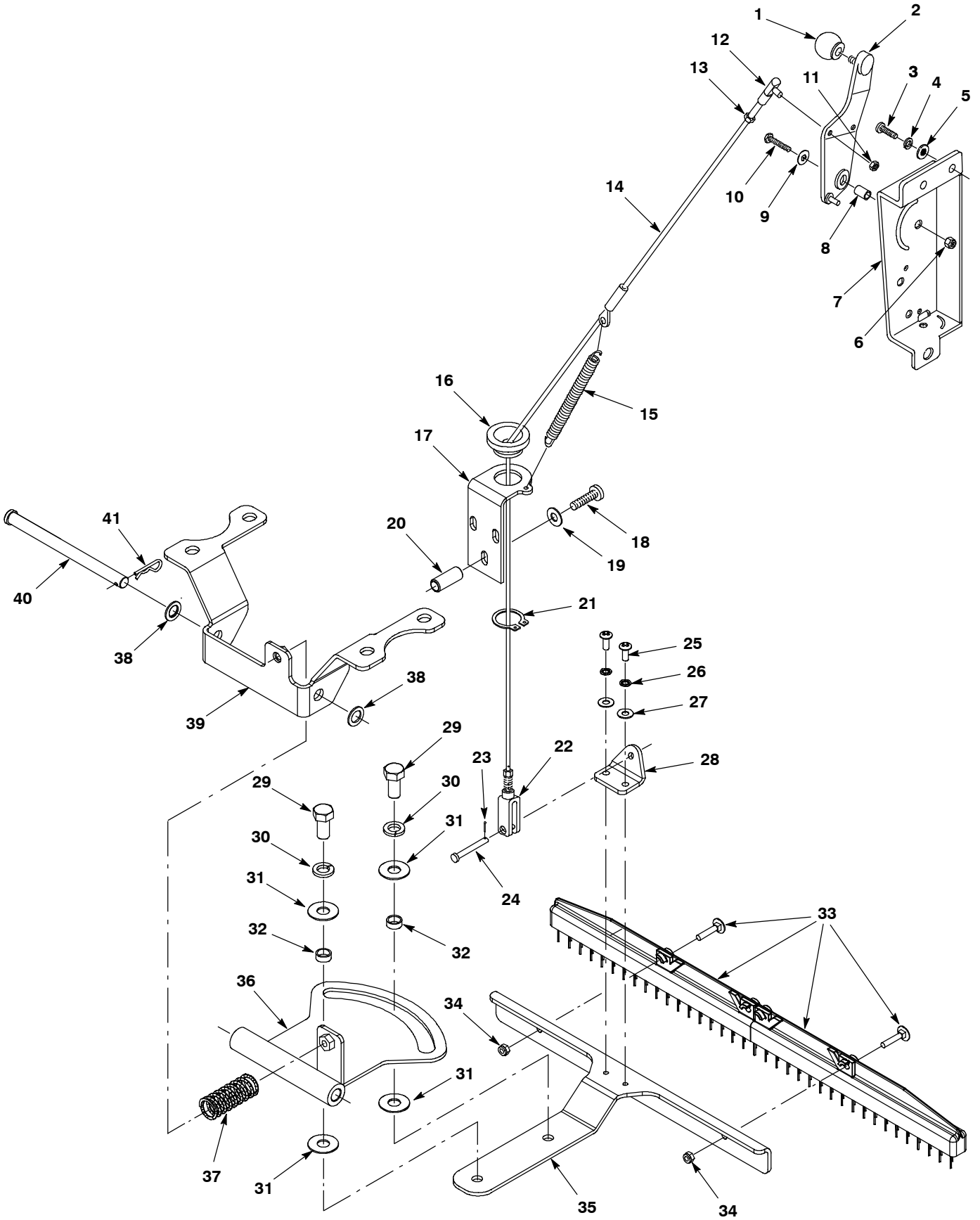


Ref.	Part No.	Serial Number	Description	Qty.
▽	9001593	(00000000-10243220)	Switch Kit, Soltn, On-Off, Retrofit[Str]	1
▲	1 1024809	(00000000-10243220)	Panel, Console, Retrofit [Str]	1
▲	2 578005000	(00000000-10243220)	Switch, Rocker, Spst	1
▲	N/S 1025060	(00000000-10243220)	Wire, 18ga 25.0l White .25qf /.25qf	1
▲	N/S 1025073	(00000000-10243220)	Wire, 18ga 21.0l Brown .25qf /.25qm	1

▽ ASSEMBLY

▲ INCLUDED IN ASSEMBLY

KIT, CARPET RAKE



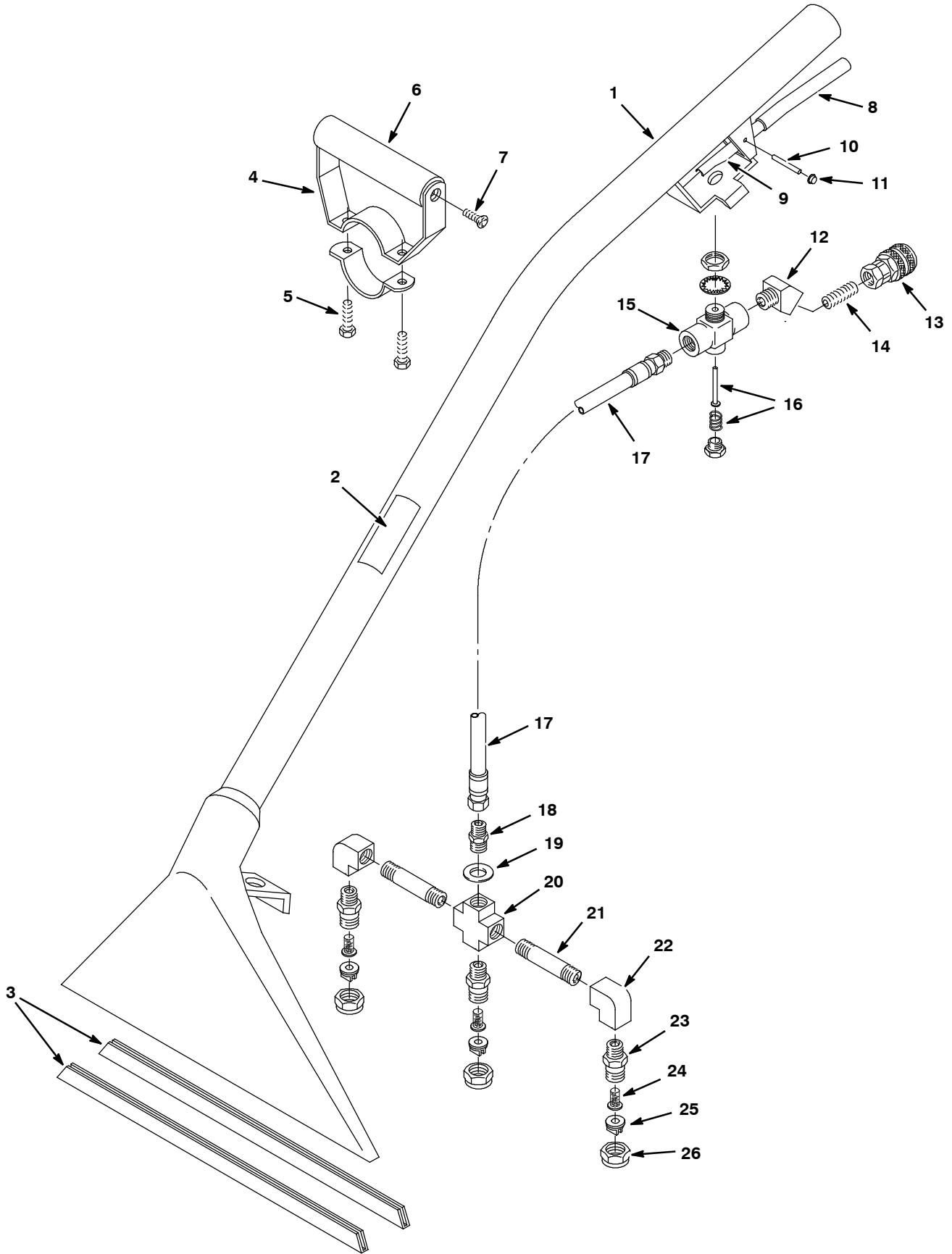
KIT, CARPET RAKE

Ref.	Part No.	Serial Number	Description	Qty.
▽	9008247	(00000000-) Kit, Rake, Carpet	1
▲	1 601425	(00000000-) Knob, Ball, 1.50d, .38-16 Fem	1
▲	2 1010221	(00000000-) Lever, Sqge	1
▲	3 16931	(00000000-) Screw, Hex, M8 X 1.25 X 20, 8.8	3
▲	4 32984	(00000000-) Washer, Lock, Int, 0.31	3
▲	5 32491	(00000000-) Washer, Flat, 0.31, Std	3
▲	6 08709	(00000000-) Nut, Hex, Lock, M8 X 1.25, NI	1
▲	7 612834	(00000000-) Bracket, Lever, Sqge [5400]	1
▲	8 1014336	(00000000-) Sleeve, P/M, 0.33b 0.50d 0.6l, PI	1
▲	9 25732	(00000000-) Washer, Flat, 0.36b 1.25d .09, PI	1
▲	10 09011	(00000000-) Screw, Hex, M8 X 1.25 X 30, Ss	1
▲	11 13513	(00000000-) Nut, Hex, Lock, .25-28, NI	1
▲	12 069760371	(00000000-) Ball Joint, 1/4-28 Unf	1
▲	13 32899	(00000000-) Nut, Hex, Jam, .25-28	1
▲	14 1064154	(00000000-) Cable, Lift, Sqge	1
▲	15 605063	(00000000-) Spring, Lever, Sqge	1
▲	16 1009363	(00000000-) Bushing, Cable	1
▲	17 1064152	(00000000-) Bracket, Cable Guide	1
▲	18 608324	(00000000-) Screw, Trs, M6 X 1.00 X 40, Phl, Ss	3
▲	19 140000	(00000000-) Washer, Flat, 0.28b 0.62d .04, Ss	3
▲	20 383910	(00000000-) Sleeve, P/M, 0.32b 0.44d 1.1l [430ss]	3
▲	21 621236	(00000000-) Ring, Retaining, Ext, 0.81d	1
▲	22 605068	(00000000-) Clevis, Adj, 0.25pin, 0.25-28 PI	1
▲	23 08170	(00000000-) Pin, Cotter, .062 X 0.50	1
▲	24 605070	(00000000-) Pin, Clevis, 0.25d X 0.79l	1
▲	25 608322	(00000000-) Screw, Trs, M6 X 1.00 X 16, Phl, Ss	2
▲	26 07515	(00000000-) Washer, Lock, Int, 0.25, Ss	2
▲	27 140000	(00000000-) Washer, Flat, 0.28b 0.62d .04, Ss	2
▲	28 1064153	(00000000-) Bracket, Cable, Sqge Lift	1
▲	29 140237	(00000000-) Screw, Hex, .50-13 X 1.00, Ss	2
▲	30 140024	(00000000-) Washer, Lock, Split, 0.50, Ss	2
▲	31 140045	(00000000-) Washer, Flat, 0.51b 1.25d .06, Ss	4
▲	32 140139	(00000000-) Sleeve, P/M, 0.50b 0.63d 0.3l, PI	2
▲	33 1061617	(00000000-) Rake, Carpet (Includes Qty 4 Screws)	1
▲	34 32981	(00000000-) Nut, Hex, Lock, .25-20, NI	4
▲	35 1062208	(00000000-) Bracket, Rake, Pivot	1
▲	36 1062204	(00000000-) Wldt, Pivot, Lift, Rake	1
▲	37 45261	(00000000-) Spring, Cmpr, 0.97od .11wir 02.5l	1
▲	38 140058	(00000000-) Washer, Flat, 0.54b 0.88d .06, Ss [Wand]	2
▲	39 1062219	(00000000-) Bracket, Mount, Rake	1
▲	40 1064151	(00000000-) Pin, Clevis, 0.50d X 7.00l	1
▲	41 140626	(00000000-) Pin, Cotter, Hair, 0.25d .125 Wir	1

▽ ASSEMBLY

▲ INCLUDED IN ASSEMBLY

FLOOR TOOL, LOW PRESSURE 330 mm



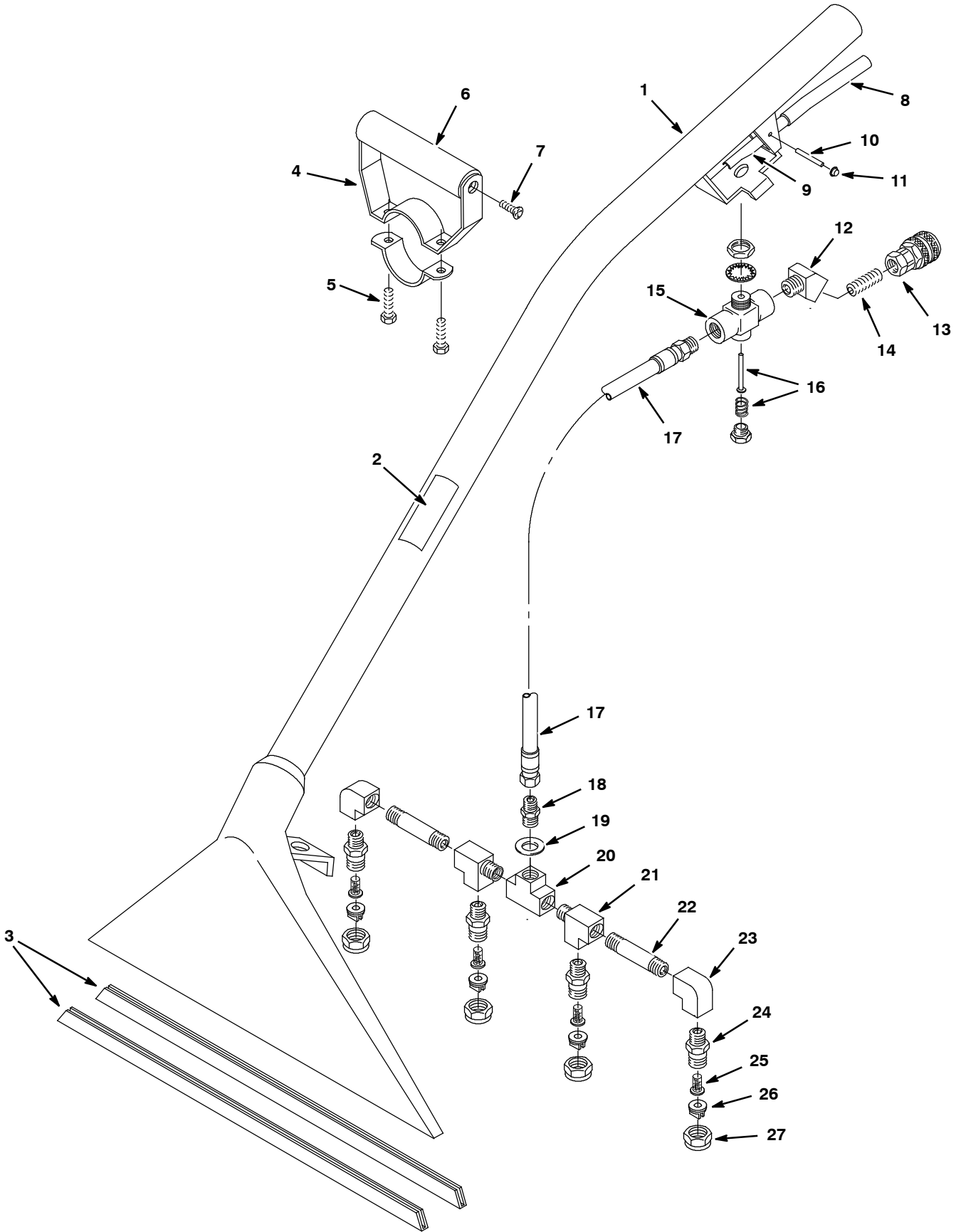
FLOOR TOOL, LOW PRESSURE 330 mm

Ref.	Part No.	Serial Number	Description	Qty.
▽	600048	(00000000-) Tool, Floor, 13.0w, 33cm [W/3 Nozzles]	1
▲	1 200403.BK	(00000000-) Tool, Pickup, Floor, 12w, Blk	1
▲	2 120846	(00000000-) Label, Low-Press Floor Tool	1
▲	3 200939	(00000000-) Plate, Tool, Floor, 13.00 [Shoe]	2
▲▽	4 200927	(00000000-) Grip, Hand, Adj, Complt	1
▲▲	5 01697	(00000000-) Screw, Hex, .25-20 X 0.62, Ss	2
▲▲	6 200912	(00000000-) Grip, Handle, Foam	1
▲▲	7 140834	(00000000-) Screw, Flt, .25-20 X 0.62, Phl, Ss	2
▲	8 200809	(00000000-) Sleeve, Handle / Floor Tool	1
▲	9 200902	(00000000-) Handle, Valve [Imperial]	1
▲	10 140605	(00000000-) Pin, Handle [Imperial Eastman]	1
▲	11 140520	(00000000-) Nut, Push, .25id, Blk, Pl	2
▲	12 150403	(00000000-) Fitting, Brs, E45, Pf04/Pm04 [Taped]	1
▲	13 150913	(00000000-) Fitting, Brs, Qdc, Pf04 [Ser60]	1
▲	14 150615	(00000000-) Fitting, Brs, Str, Pm04, Close, T	1
▲▽	15 210150	(00000000-) Valve, Water, Flow Cntrl, Pf04/Pf04	1
▲▲	16 190603	(00000000-) Imperial Eastman Kit, Repair	1
▲	17 160170	(00000000-) Hose Assy, Wand, 47.34 [Endtoend, 42059]	1
▲	18 150606	(00000000-) Fitting, Brs, Str, Pm04/Pm04 X1.38 [Nip]	1
▲	19 140058	(00000000-) Washer, Flat, 0.54b 0.88d .06, Ss [Wand]	1
▲▽	700062	(00000000-) Bar Assy, Spray, 12inch, W/O Tip[Flr TI]	1
▲▲	20 150700	(00000000-) Fitting, Brs, Cross, Pf04/Pf04/Pf04/Pf04	1
▲▲	21 150600	(00000000-) Fitting, Brs, Nipple, .25qm X 2.0[Taped]	2
▲▲	22 150401	(00000000-) Fitting, Brs, E90, Pf04/Pf04	2
▲▲	23 200993	(00000000-) Fitting, Brs, Pm04 [Spray Body]	3
▲	24 200996	(00000000-) Filter, Screen, 100 Mesh, Check Valve	3
▲	25 200964	(00000000-) Fitting, Brs, Tip [11003, T-Jet]	3
▲	26 200994	(00000000-) Cap, Nozzle, Spray [#8002]	3

▽ ASSEMBLY

▲ INCLUDED IN ASSEMBLY

FLOOR TOOL, LOW PRESSURE 406 mm



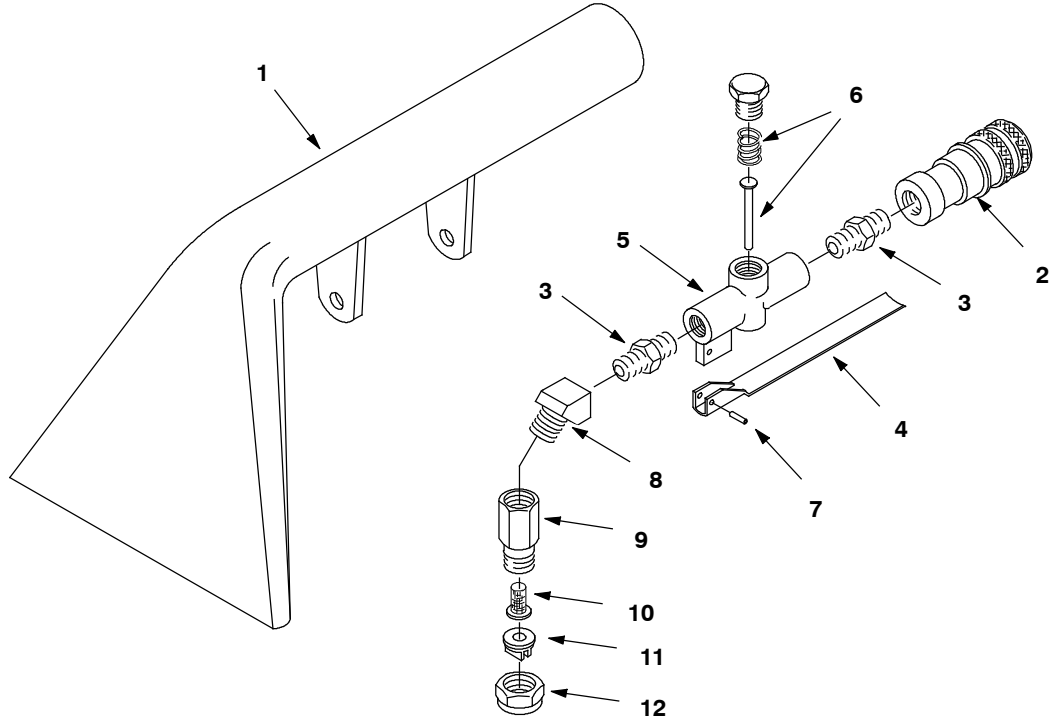
FLOOR TOOL, LOW PRESSURE 406 mm

Ref.	Part No.	Serial Number	Description	Qty.
▽	200503	(00000000-) Tool, Pickup, Floor, 16w [Lp Series 60]	1
▲	1 200411.BK	(00000000-) Tool, Pickup, Floor, 16w, Blk	1
▲	2 120846	(00000000-) Label, Low-Press Floor Tool	1
▲	3 200956	(00000000-) Plate, Floor, 16.00, Ss [Shoe]	2
▲▽	4 200927	(00000000-) Grip, Hand, Adj, Complt	1
▲▲	5 01697	(00000000-) Screw, Hex, .25-20 X 0.62, Ss	2
▲▲	6 200912	(00000000-) Grip, Handle, Foam	1
▲▲	7 140834	(00000000-) Screw, Flt, .25-20 X 0.62, Phl, Ss	2
▲	8 200809	(00000000-) Sleeve, Handle / Floor Tool	1
▲	9 200902	(00000000-) Handle, Valve [Imperial]	1
▲	10 140605	(00000000-) Pin, Handle [Imperial Eastman]	1
▲	11 140520	(00000000-) Nut, Push, .25id, Blk, Pl	2
▲	12 150403	(00000000-) Fitting, Brs, E45, Pf04/Pm04 [Taped]	1
▲	13 150913	(00000000-) Fitting, Brs, Qdc, Pf04 [Ser60]	1
▲	14 150615	(00000000-) Fitting, Brs, Str, Pm04, Close, T	1
▲▽	15 210150	(00000000-) Valve, Water, Flow Cntrl, Pf04/Pf04	1
▲▲	16 190603	(00000000-) Imperial Eastman Kit, Repair	1
▲	17 160170	(00000000-) Hose Assy, Wand, 47.34 [Endtoend, 42059]	1
▲	18 150606	(00000000-) Fitting, Brs, Str, Pm04/Pm04 X1.38 [Nip]	1
▲	19 140058	(00000000-) Washer, Flat, 0.54b 0.88d .06, Ss [Wand]	1
▲▽	700656	(00000000-) Bar Assy, Spray, 16inch, W/O Tip	1
▲	20 150706	(00000000-) Fitting, Brs, Tee, Pf04/Pf04/Pf04	1
▲▲	21 150709	(00000000-) Fitting, Brs, Tee, Pm04/Pf04/Pf04, Run	2
▲▲	22 150600	(00000000-) Fitting, Brs, Nipple, .25qm X 2.0[Taped]	2
▲▲	23 150401	(00000000-) Fitting, Brs, E90, Pf04/Pf04	2
▲▲	24 200993	(00000000-) Fitting, Brs, Pm04 [Spray Body]	4
▲	25 200996	(00000000-) Filter, Screen, 100 Mesh, Check Valve	4
▲	26 200964	(00000000-) Fitting, Brs, Tip [11003, T-Jet]	4
▲	27 200994	(00000000-) Cap, Nozzle, Spray [#8002]	4

▽ ASSEMBLY

▲ INCLUDED IN ASSEMBLY

HAND TOOL, 127 mm

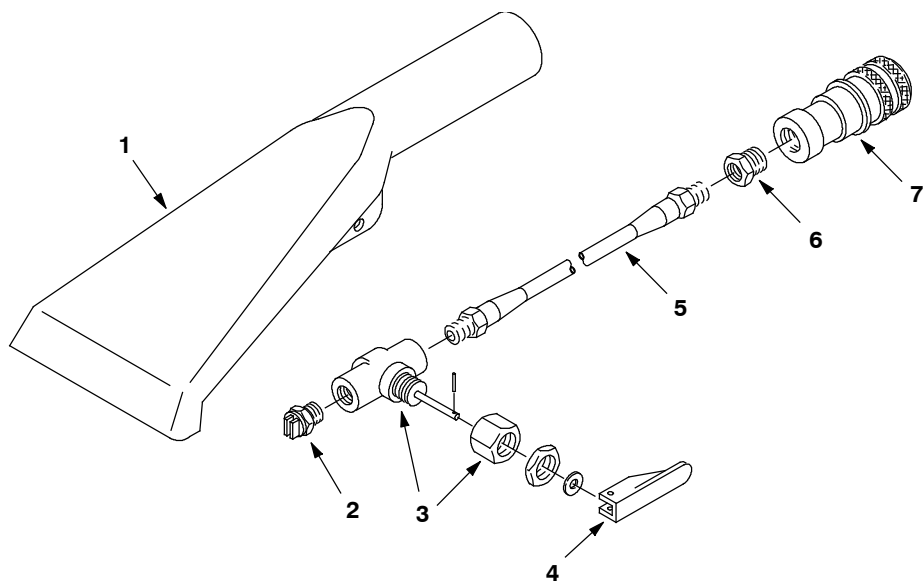


Ref.	Part No.	Serial Number	Description	Qty.	
▽	200505	(00000000-) Tool, Hand, 127mm 5.0w	1	
▲	1	200431.BK	(00000000-) Tool, Hand, Blk	1
▲	2	150913	(00000000-) Fitting, Brs, Qdc, Pf04 [Ser60]	1
▲	3	150606	(00000000-) Fitting, Brs, Str, Pm04/Pm04 X1.38l[Nip]	2
▲	4	200905	(00000000-) Lever [K-Valve W/ Pin]	1
▲	5	210210	(00000000-) Valve, Water, Flow Cntrl, Pf04/Pf04	1
▲	6	190600	(00000000-) K-Valve Kit, Repair	1
▲	7	140609	(00000000-) Pin, Roll, .187d X 0.56l, PI	1
▲	8	150403	(00000000-) Fitting, Brs, E45, Pf04/Pm04 [Taped]	1
▲	9	200992	(00000000-) Fitting, Brs, Str, Pf02, Swivel	1
▲	10	200996	(00000000-) Filter, Screen, 100 Mesh, Check Valve	1
▲	11	200965	(00000000-) Fitting, Brs, Tip [8002, T-Jet]	1
▲	12	200994	(00000000-) Cap, Nozzle, Spray [#8002]	1

▽ ASSEMBLY

▲ INCLUDED IN ASSEMBLY

HAND TOOL, CREVICE 76 mm

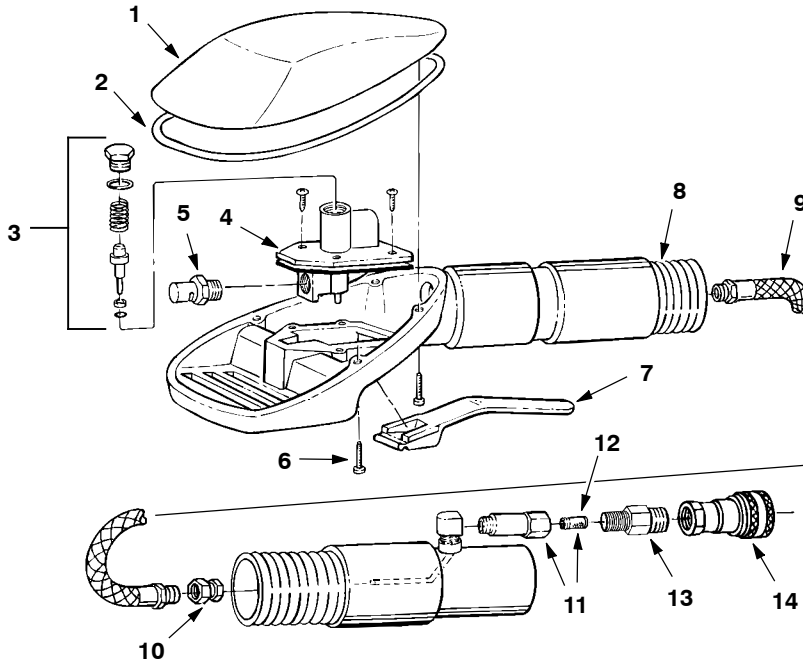


Ref.	Part No.	Serial Number	Description	Qty.
▽	200517	(00000000-) Tool [Crevice Lp/Hp Series 60]	1
▲ 1	200436.BK	(00000000-) Tool, Blk [Crevice]	1
▲ 2	200975	(00000000-) Fitting, Brs, Jet [.125 V-Jet]	1
▲ 3	210014	(00000000-) Valve, Water, Toggle, Pf02, W/ Nut	1
▲ 4	210020	(00000000-) Handle, Valve [Positioner]	1
▲ 5	160106	(00000000-) Hose, Soltn, Crevice Tool	1
▲ 6	150100	(00000000-) Fitting, Brs, Str, Pf02/Pm04	1
▲ 7	150913	(00000000-) Fitting, Brs, Qdc, Pf04 [Ser60]	1

▽ ASSEMBLY

▲ INCLUDED IN ASSEMBLY

HAND TOOL, UPHOLSTERY LOW PRESSURE

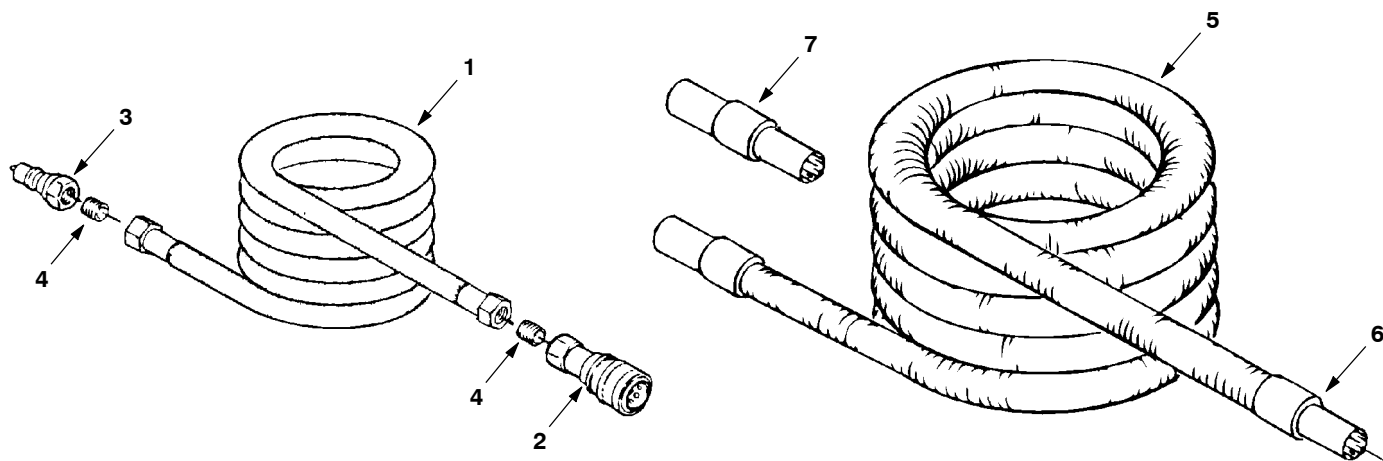


Ref.	Part No.	Serial Number	Description	Qty.	
▽	200540	(00000000-) Tool [Upholstery Lp Series 60]	1	
▲	1	200845	(00000000-) Cover, Tool [Upholstery]	1
▲	2	200843	(00000000-) Gasket, Cover	1
▲	3	190631	(00000000-) Service Kit [Upholstery, Lp]	1
▲	4	210226	(00000000-) Valve, Water, Solenoid, 120vac Low Press	1
▲	5	200991	(00000000-) Fitting, Ss, Jet, 1/8k-Jet	1
▲	6	200838	(00000000-) Screw, #06-32 X 0.75	4
▲	7	200840	(00000000-) Trigger Upholstery Tool	1
▲	8	200844	(00000000-) Hose, Vacuum [Upholstery Tool W/O Cuffs]	1
▲	9	200837	(00000000-) Hose [Hp Upholstery Tool]	1
▲	10	200848	(00000000-) Fitting, Brs [3 Pcs]	1
▲	11	200842	(00000000-) Filter, In-Line, Complt	1
▲	12	200841	(00000000-) Screen, Fltr, Inline	1
▲	13	150606	(00000000-) Fitting, Brs, Str, Pm04/Pm04 X1.38l[Nip]	1
▲	14	150913	(00000000-) Fitting, Brs, Qdc, Pf04 [Ser60]	1

▽ ASSEMBLY

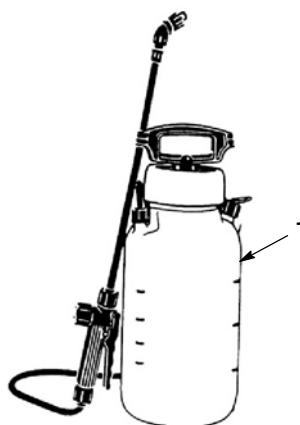
▲ INCLUDED IN ASSEMBLY

HOSES, SOLUTION AND VACUUM



Ref.	Part No.	Serial Number	Description	Qty.
▽	1	160185	(00000000-) Hose, Soltn, .38id X 15ft [Series 60,Lp]	1
▽	1	160186	(00000000-) Hose, Soltn, .38id X 25ft [Series 60,Lp]	1
▽	1	160187	(00000000-) Hose, Soltn, .38id X 50ft [Series 60,Lp]	1
▲	2	150913	(00000000-) Fitting, Brs, Qdc, Pf04 [Ser60]	1
▲	3	150933	(00000000-) Fitting, Brs, Qdc, Pm04 [Ser60]	1
▲	4	150615	(00000000-) Fitting, Brs, Str, Pm04, Close, T	2
▽	5	160400	(00000000-) Hose, Vacuum, 1.50id X 15ft	1
▽	5	160401	(00000000-) Hose Kit, Vacuum, 1.50id X 25ft, 2cuff	1
▽	5	160402	(00000000-) Hose, Vacuum, 1.50id X 50ft	1
▲	6	160430	(00000000-) Cuff, 1.5d Hose, 1.5id	2
	7	12694	(00000000-) Fitting, Plstc, Str, Bm24/Bm24	1
	N/S	220040	(00000000-) Bag, Hose, Accssry, 24x36[W/Draw String]	1

PUMP-UP CARPET SPRAYER



Ref.	Part No.	Serial Number	Description	Qty.
1	605848	(00000000-)	Sprayer 2gal Pumpup Hd	1

▽ ASSEMBLY

▲ INCLUDED IN ASSEMBLY